



Organisation  
Mondiale  
de la Santé  
Animale

World  
Organisation  
for Animal  
Health

Organización  
Mundial  
de Sanidad  
Animal

11th Conference of the  
OIE Regional Commission for the Middle East  
Beirut (Lebanon), 3-6 October 2011

**FINAL REPORT**



## CONTENTS

	Page	§
List of abbreviations .....	iii	
Introduction.....	1	1-2
<b>Monday 03 October 2011</b>		
<hr/>		
Opening ceremony.....	1	3-4
Election of the Conference Committee .....	1	5
Election of Session Chairpersons and Rapporteurs for technical items and animal health situation .....	1	6
Adoption of the Agenda and Timetable .....	2	7
Update on the OIE vision .....	2	8-52
Discussions .....	6	53-69
Activities of the OIE Regional Commission and the OIE Regional Representation for the Middle East .....	8	70-76
Discussions .....	9	77-88
Technical Item I: "Preparation of veterinary strategic plan and cost and benefits analysis" .....	10	89-101
Discussions .....	11	102-116
Implementation of OIE international standards for terrestrial and aquatic animals as defined in the OIE Codes, Manuals and Guidelines .....	13	117-122
Discussions .....	13	123-131
Case Study – Glanders in the Middle East .....	14	132-137
Discussions .....	15	138-145
<b>Tuesday 04 October 2011</b>		
<hr/>		
Animal Welfare Strategy in the Middle East.....	15	146-150
Discussions .....	16	151-170
Islam and Animal Welfare with special reference to Cruelty to Animals during Transport and Slaughter .....	17	171-176
Discussions .....	18	177-184
Technical Item II: Extension programs dedicated to the activities of the Veterinary Services" .....	19	185-194
Discussions .....	20	195-207
Animal health situation of Member Countries during the first semester of 2011 ...	21	208-292
Discussions .....	40	293-300
Case Study: The use of veterinary drugs for bees diseases and its effect on honey production.....	41	301-309
Discussions .....	42	310-313
Update on the activities of the OIE Twinning process in the Middle East.....	43	314-322

Discussions .....	43	323-338
Veterinary legislation implementation in the Middle East .....	45	339-344
Discussions .....	45	345-349
Presentations of international and regional organisations.....	46	
World Society for Animal Protection (WSPA) .....	46	350-351
Food and Agriculture Organization of the United Nations (FAO) .....	46	352-357
European Commission (EC) .....	47	358-361
Date, venue and agenda items for the 12th Conference of the OIE Regional Commission for the Middle East .....	47	362-365
Discussions of Recommendations 1 and 2 .....	47	366

### **Wednesday 05 October 2011**

---

Professional and guided cultural visit .....	48	367-368
--	----	---------

### **Thursday 06 November 2011**

---

Vet 2011 special session .....	48	369-372
Discussions .....	48	373-376
Adoption of the draft Final Report and Recommendations.....	49	377-380
Closing Ceremony .....	49	381-391

### **APPENDICES**

Opening ceremony speeches .....	50
List of participants .....	63
Agenda .....	70
Programme .....	71
Recommendation No. 1 .....	73
Recommendation No. 2 .....	74
Motion of thanks .....	76

## List of abbreviations

AOAD:	Arab Organization for Agricultural Development
BSE:	Bovine spongiform encephalopathy
BT:	Bluetongue
BTSF:	Better Training for Safer Food
BTV:	Bluetongue virus
CBA:	Cost and benefit analysis
CBPP:	Contagious bovine pleuropneumonia
CFT:	Complement Fixation Test
CVMP:	Committee for Medicinal Products for Veterinary Use
CVO:	Chief Veterinary Officer
CVRL:	Central Veterinary Research Laboratory
EC:	European Commission
EEC:	European Economic Community
ELISA:	Enzyme-linked immunosorbent assay
EMA:	European Medicines Evaluation Agency
EU:	European Union
FAO:	Food and Agriculture Organization of the United Nations
FEI:	Fédération Equestre Internationale
FMD:	Foot and Mouth Disease
GF-TADs:	Global Framework for the Progressive Control of Transboundary Animal Diseases
GLEWS:	Global Early Warning and Response System
HPAI:	Highly Pathogenic Avian Influenza
LSU:	Livestock units
MRLs:	Maximum residue limits
MUMS:	Minor use minor species
NGOs:	Non-Governmental Organisations
OFFLU:	OIE/FAO Network of expertise on animal influenza
OIE:	World Organisation for Animal health
OVS:	Official Veterinary Services
PCP:	Progressive Control Pathway
PPR:	Peste des petits ruminants
PVS:	OIE Tool for the Evaluation of Performance of Veterinary Services
RC:	Regional Commission
RC-ME:	Regional Commission for the Middle East
REMESA:	Mediterranean Animal Health Network
RVF:	Rift Valley fever

SPS:	Sanitary and Phytosanitary
TAD`s:	Transboundary animal diseases
TAIEX:	Technical assistance information exchange office
UAE:	United Arab Emirates
UNICEF:	United Nations Children’s Fund
UNSIIC:	UN System Influenza Coordinator
USA:	United States of America
VEE:	Veterinary Education Establishments
VMPs:	Veterinary medicinal products
VS:	Veterinary Services
VSb:	Veterinary Statutory Bodies
WAHID:	World Animal Health Information Database
WAHIS:	World Animal Health Information System
WHO:	World Health Organization
WSD:	White spot disease
WSPA:	World Society for the Protection of Animals
WSSV:	White spot syndrome virus-1
WTO:	World trade Organization

## **Introduction**

1. Following the invitation of the Government of Lebanon, the 11th Conference of the OIE Regional Commission for the Middle East was held in Beirut from 3 to 6 October 2011.
2. A total of 67 participants, comprising OIE Delegates and/or nominees of 12 Member Countries and 2 Observer Countries and senior officers from 3 international organisations attended the conference. In addition, one representative of the private sector was present. Dr Carlos Correa Messuti, President of the World Assembly of Delegates, Dr Monique Eloit, OIE Deputy Director General, Dr Kassem Al-Qahtani, President of the OIE Regional Commission for the Middle East and Delegate of Qatar, Dr François Caya, Head of the OIE Regional Activities Department, Dr Alejandro Thiermann, President of the OIE Terrestrial Animal Health Standards Commission, Dr Ghazi Yehia, OIE Regional Representative for the Middle East and Dr Paula Cáceres, from the OIE Animal Health Information Department also participated in the Conference. The speakers of Technical Items I and II, namely Dr Marcos Gallacher and Dr George Khoury honoured the Conference by their presence.

## **Monday 3 October 2011**

---

### **Opening Ceremony**

3. The opening ceremony was managed by Dr Ghazi Yehia, Regional Representative for the Middle East, accompanied by the following personalities:
  - Dr Nabih Ghaouche, OIE Delegate for Lebanon;
  - Dr Kassem Al Qahtani, Delegate of Qatar and President of the OIE Regional Commission for the Middle East;
  - Dr Carlos Correa Messuti, President of the World Assembly of Delegates;
  - Dr Monique Eloit, OIE Deputy Director General;
  - Dr Hussein Haj Hassan, Minister of Agriculture of Lebanon
4. Their speeches are annexed at the end of the report.

### **Election of the Conference Committee**

5. The Conference Committee was elected by participants as follows:

Chairperson:	Dr Nabih Ghaouche (Lebanon)
Vice-Chairperson:	Dr Kassem Al-Qahtani (Qatar)
Rapporteur General:	Dr Nasser Al Hawamdeh (Jordan)

### **Election of Session Chairpersons and Rapporteurs for Technical Items and Animal Health Situation**

6. The Conference Committee was elected as follows:

Technical Item I:	Dr Mohammed Abdel Razig Abdel Aziz(Sudan), Chairperson Dr Alexandros Koni (Cyprus), Rapporteur
Technical Item II:	Dr Abdulghani Al-Fadhl (Saudi Arabia), Chairperson Dr Salah Abbas (Iraq), Rapporteur
Animal health situation:	Dr Ali Al Sahmi (Oman), Chairperson Dr Nabilah Al Khalil (Kuwait), Rapporteur

### **Adoption of the Agenda and Timetable**

7. The Provisional Agenda and Timetable were adopted.

### **Update on the OIE vision**

8. The Session Chairman, Dr Nabih Ghaouche, Delegate of Lebanon, invited Dr Monique Eloit, OIE Deputy Director General, to present an "Update on the OIE vision".
9. Dr Eloit started by expressing her pleasure in attending the 11<sup>th</sup> Conference of the OIE Regional Commission for the Middle East.
10. She then gave a brief review on the OIE and that comprises currently 178 Member Countries throughout the world. She also reminded the objectives of the Organisation.
11. Dr Eloit evoked the Governance structure of the Organisation mentioning the importance of the OIE Regional Commissions in addressing specific issues from Members.
12. She highlighted the role played by the OIE Regional Representations which aim to address animal health issues with their regional specificities. The Regional Representations work in close collaboration with the Regional Commission in order to cover those regional specificities.
13. The Deputy Director General highlighted the importance of supporting the Regional Representations notably the OIE Regional Representation for the Middle East in order to allow the OIE to provide regionally adapted services to OIE Members so that they may strengthen the surveillance and control of animal diseases.
14. Dr Eloit also emphasised on the importance of the Delegates and the Focal Points as part of the OIE national governance bodies. While the Delegate represents the main OIE contact person with the countries, the Focal Points are designated by the Delegate to support and, if needed, represent him/her in the following fields: aquatic animal diseases, wildlife, animal disease notification, veterinary products, animal welfare, animal production food safety and communication.
15. Dr Monique Eloit presented important background information on which constitute the basis of the new OIE Strategic Plan for the period 2011-2015, as well as the concepts and tools to be used during the timeframe of this plan in order to face contemporary animal health and welfare challenges.
16. She highlighted the fact that the risk of diseases spreading around the world increases with globalisation, the unprecedented movement of people as well as animals and animal products, the evolution of farming systems and climate changes, among other factors.
17. She indicated the global population and increased animal protein demand trends, emphasizing on the fact that the forecasts for 2050 suggest that the demand for animal protein be increased by 50%, especially in developing countries.
18. Dr Eloit stressed the importance of food security and food safety as crucial elements for public health, given the need for the global supply of safe food and the key role veterinary scientific experts must play in protecting the society, not only in controlling diseases and the lost associated to them, but in integrating the latest scientific research to increase animal production and thus providing everyone with better access to animal protein (milk, eggs, meat).



19. She then reminded that since 1990, the OIE has adopted a five-year strategic planning cycle for programming its work. The Fifth OIE Strategic Plan (2011-2015), adopted in 2010 OIE's General Session, builds on the success of the previous Strategic Plans and integrates important new elements for improving animal health, veterinary public health and animal welfare world-wide.
20. Among the elements of the Plan, Dr Eloit stressed the importance to improve animal health worldwide in order to ensure food security and food safety. She expressed the need to better work on the application of the "One Health" concept as a mean to reduce the risks of high impact diseases at the animals, humans and ecosystems interface. This may require working in certain non-traditional areas, such as infectious diseases in wildlife, competition and companion animals, in addition to food-producing animals. The OIE is working on this concept at world level jointly with FAO and WHO, among others.
21. The Deputy Director General then emphasised on the key role of Veterinary Services in controlling diseases at their animal source. She also pointed out that some non-zoonotic diseases shall be considered as priorities as they affect food security and thus become a public health issue.
22. She also mentioned that the OIE will continue to be a leader in the field of Animal Welfare as done since 2002 when the OIE Director General convened an Ad hoc Group bringing together the best experts in the field from a diverse range of backgrounds and cultures. A permanent Working Group on Animal Welfare with the same membership was then established which held its first meeting in October 2002.
23. She explained that the OIE will also continue to work towards strengthening the technical capacities, management, legislation and the overall good governance of Veterinary Services of the Member Countries thank to the OIE World Animal Health and Welfare Fund and in collaboration with global partners such as FAO as well as with regional partners.
24. Dr Eloit declared that the OIE will also continue strengthening Regional Representations to enhance the support it provide to Members through capacity building activities.
25. She reminded that the Fifth Strategic Plan is consistent with the General Objectives of the OIE. She also explained that, while the main contact point with Member Countries is the Delegate, a system of Focal Points has been established. Each country shall designate its Focal Points to help them work in different technical aspects. As of today the Delegates have been asked to nominate Focal Points for the following topics: animal diseases notification, wildlife, aquatic animals, food safety, veterinary products, animal welfare and recently communication. Dr Eloit defined "Public Goods" as goods with benefits that potentially extend to all countries, people, and generations. Therefore, as they have positive consequences at national, international and intergenerational levels, animal health systems are also considered as Global Public Goods.
26. Dr Eloit reminded the audience the role of the OIE as an Intergovernmental Organisation in setting standards, guidelines and recommendations for animal health within the framework of the WTO SPS Agreement.
27. She referred to the OIE Reference Laboratories and Collaborating Centres, highlighting their role in supporting Members to comply with OIE international standards by providing high level expertise to all Members.
28. She also commented on the different laboratory twinning projects intended to improve expertise and diagnostic capacity worldwide. Through this programme, both Members and regions have a wider and more balanced opportunity to benefit from international expertise to support and strengthen the Veterinary Services and the veterinary scientific community in developing countries, so they can better participate in the elaboration of standards.

29. Dr Eloit mentioned some of the tools and mechanisms that the OIE will continue to promote and support in its new Strategic Plan, such its World Animal Health Information System (WAHIS) and the web linked database called WAHID. She reminded countries of their obligation to notify on a timely manner the occurrence of animal diseases using this system that has been constantly improved.
30. Dr Eloit then briefly commented on three economic studies on the Prevention and Control of Animal Diseases Worldwide conducted by the OIE and financed by the World Bank in 2006-2007 as follows:
  - Part I: Economic analysis - Prevention versus outbreak costs.
  - Part II: Feasibility study - A global fund for emergency response in developing countries.
  - Part III: Pre-feasibility study - Supporting insurance of disease losses.
31. These three studies were presented during the International Conference co-organised by the World Bank (WB) and the World Organisation for Animal health (OIE) in collaboration with the Food and Agriculture Organisation (FAO) of the United Nations: “Global Animal Health Initiative: The Way Forward”, held in Washington DC (USA), at the World Bank Headquarters on October 9-11, 2007. The conclusions of this conference validated the findings and recommendations of the three studies.
32. The Deputy Director General then explained the recent achievements of the OIE by emphasizing on the OIE capacity building activities aiming at strengthening within country expertise.
33. To that end, OIE Headquarters, with the support of the Regional and Sub-Regional Representations, organize regular seminars for OIE newly appointed Delegates and national Focal Points. The OIE also works on the maintenance and development of OIE Reference Laboratories and Collaborating Centres with the aim of giving technical capacity and autonomy in the regions.
34. She added that the twining programme is a very good tool to ensure a proper technology transfer.
35. She also commented on the interests of the OIE in supporting Veterinary Education. She reminded the two Global Conferences on Veterinary Education organised by the OIE so far, where participants supported the work on the development of the minimum competencies needed by veterinary graduates, to support effective delivery of both public and private components of national Veterinary Services.
36. She emphasised on the unprecedented efforts made by the veterinary community that lead to the official recognition of 198 countries of the world free of rinderpest as per declared at the 79<sup>th</sup> General Session of the World Assembly of Delegates.
37. Dr Eloit pointed out that the Global Rinderpest eradication programme demonstrated that the long term vision, the commitment of governments, the support of the international community and regional organizations and the dedicated international platform for coordination, together with efficient tools for control and eradication, lead to the success of the eradication. She highlighted the importance of continuing the joint efforts in the post-eradication phase.
38. Among future challenges, Dr Monique Eloit, commented on the FMD Global situation by underlining the highly contagious nature of the disease which makes FMD the most important transboundary animal disease. In order to come up with a global control of the disease, programmes to be developed have to take into consideration the national and regional situations.

39. Dr Eloit informed participants that the Global FMD Strategy, currently being developed by a joint OIE/FAO GF-TAD, Workgroup on FMD, would aim first at maintaining a 'free without vaccination' status in countries already recognized as is, and to reach this status in countries and zones that are currently free with vaccination and finally to progressively control the disease in countries where it is still endemic.
40. She explained that FAO-OIE Progressive Control Pathway (PCP) will help FMD-endemic countries to progressively reduce the impact and burden of FMD.
41. Dr Eloit reiterated that Good Governance worldwide is of paramount importance in order to control and ultimately eradicate animal diseases, to improve food safety and security and thus alleviate poverty and improve our everyday life. To support key activities, Veterinary Services need infrastructure including modern legislation and resources.
42. In order to reach Good Governance, Dr Eloit gave details regarding the current OIE Global Programme for Strengthening Veterinary Services, based on the use of the OIE-PVS Pathway. She explained that the missions undertaken through the PVS Pathway are funded by the OIE World Animal Health and Welfare Fund, which receives grants from several donors. This fund was created mainly to promote and implement the capacity building activities of the OIE.
43. She briefly commented on the tools themselves and the overall evaluation process. She explained that the first OIE-PVS evaluation, known as the "diagnosis", is followed by the PVS-Gap Analysis, called the "prescription". This second step is used to prioritise the needs identified within the framework of national priorities.
44. Dr Eloit presented the current situation on the OIE PVS Programme, at global and regional level, including OIE PVS Evaluations and PVS Gap Analysis missions. More than 100 of the 178 Members of the OIE have already applied for a PVS Evaluation, with a total of 104 missions undertaken and 78 reports available to donors and partners.
45. Sixty-Eight (68) Members across the world have already applied for the PVS Gap Analysis, and 38 of them had their missions completed by the OIE.
46. Referring specifically to the Middle East, Dr Eloit said that 11 Members have already conducted their first PVS evaluation and eight (8) have asked for a Gap Analysis mission. She reminded Members of the region that did not yet request a PVS evaluation to do so by sending a formal request to the Director General of the OIE.
47. Dr Eloit also mentioned how important it is for Members to update their veterinary legislations and informed the audience that the OIE, within the PVS Pathway, has developed a Veterinary Legislation support programme. She pointed out that, through this programme, Members can ask for a Veterinary Legislation identification mission and a greater support can be offered through an Agreement under which an expert is designated for supporting the country in the improvement of an appropriate legal framework.
48. Dr Eloit referred to the future challenges such as the emergence and re-emergence of new diseases, climate change and changing ecosystems, the globalisation, the threat of bioterrorism, the societal demand and the new risks arising at the wildlife – human – animal interface will necessitate permanent vigilance and quick reaction.
49. She underlined that the disease control at source is the key for a better animal health and production, improved food security and mitigating poverty, in particular through: surveillance, early warning, reporting and effective response, good governance of public and private components Veterinary Services and compliance with OIE standards, commitment to public-private partnerships and investment in VS and disease control programs as 'global public goods'.

50. She also gave a brief detail on important OIE initiatives such as:
- ✓ Standards and recommendations for global FMD, rabies and PPR control.
  - ✓ New twinning projects for veterinary education establishments (VEE) and Veterinary Statutory Bodies (VSB).
  - ✓ Global conferences on FMD (Bangkok), rabies (Seoul September 2011), Animal Welfare (Kuala Lumpur, November 2012).
  - ✓ Veterinary legislation support program, including special component on veterinary drugs.
  - ✓ New international standards on FMD control programs, rabies, veterinary legislation, veterinary education, veterinary statutory bodies & use of antimicrobials in aquatic animals.
  - ✓ OIE policy on disease surveillance and notification in wildlife.
  - ✓ Tentative official recognition of status for classical swine fever, African horse sickness and PPR.
  - ✓ Future new work on electronic health certification for animals and their products.
51. To conclude her presentation the Deputy Director General stressed that the OIE will continue to support Member by underlining the following:
- ✓ Setting standards and guidelines;
  - ✓ Disseminating scientific and animal health information;
  - ✓ Recognising disease free status of countries/zones;
  - ✓ Support for good governance using PVS Pathway and other capacity building activities
  - ✓ Influence governments for better recognition of the key role of veterinarians for society
  - ✓ Standards and guidance for disease eradication of key epizootics.
52. Finally she announced the upcoming FAO/OIE Global Conference on Foot and Mouth Disease Control to be held in Bangkok, Thailand from 27-29 June 2012 and invited all participants to attend.

#### **Discussions**

53. The Chairman of the Conference, Dr Nabih Ghaouche, thanked Dr Eloit for the fruitful and complete presentation and extended his thanks to the OIE in general for the constant work being done on some many important animal health issues. He opened the floor for discussion.
54. The Delegate of Oman intervened by first thanking Dr Eloit for her presentation. He continued by expressing the appreciation the countries of the Region have regarding the work of the OIE. However, he highlighted the need for the OIE to focus even harder on diseases such as FMD and PPR in goats and sheep.
55. He stressed that equine diseases such as glanders is also of great importance for the Region and asked there be efforts done towards setting improved standards for those diseases.
56. Dr Monique Eloit explained that the OIE is currently in discussion with the FAO in order to find a way to start the work on PPR worldwide as it is an important disease not only for the Middle East but also for other region such as Africa among others. She made reference to the upcoming meeting of the GF-TADs Global Steering Committee where PPR is already on the agenda.
57. Regarding glanders, she also reminded that there will be a presentation on that disease later during the Conference hoping that the fruitful discussion will lead to great proposals on the way forward related to that disease, particularly in the perspective of the Regional Conference which will be held in early 2012.

58. Making reference to the OIE 5th Strategic Plan that has been adopted in 2010, she highlighted that work will be continued regarding the status recognition for the following diseases; BSE, CBPP, and FMD. In this Strategic plan, the OIE will also provide countries for status recognition regarding horses' diseases starting with African horse sickness. To that end, the Deputy Director General said that discussion already started, with the support of FEI on that matter.
59. Dr Yehia, OIE Regional Representative for the Middle East, reiterated the importance of glanders and other diseases for the Region especially in the context of the value horses have in the Region.
60. The Delegate of Saudi Arabia thanked Dr Eloit for the comprehensive presentation. He explained that not only his country has substantive number of sheep and goats but also there are around 6 million imported every year.
61. He expressed his concerns regarding the quality of the Veterinary Services and called for the OIE to strengthen its work through the OIE PVS Pathway in order to improve capabilities of the Veterinary Services and thus help facilitate trade.
62. Dr Monique Eloit explained that the OIE, in consultation with its Council, works hard on providing as much support as possible to the Members. However, she informed that voluntary contribution from Members would be welcome to optimize the mandate of the OIE. She continued that not only voluntary contribution from Members, but also contribution from donors such as the European Union and the World Bank, among others are essential to the implementation of the OIE capacity building activities.
63. Dr Yehia expressed that there is a dilemma in the Middle East as countries from the Region need to import from Africa but they are trading with countries that sometimes do not have appropriate Veterinary Services. He explained that although the OIE is totally dedicated to undertake missions in all countries that request assistance, but the political situation is not always appropriate to do so. He also reminded that importing countries can always send their own expert mission to exporting countries in order to evaluate the risk related to importation.
64. The Representative of Syria suggested that work still need to be done in order to support Veterinary Services and thus improve diagnostic and notification of animal diseases in the region. He also stressed that there is a lack of Reference Laboratories for many diseases in the region and call for greater work to be done on vaccine development for transboundary animal diseases.
65. The Delegate of Bahrain asked clarification regarding the collaboration between OIE and other international organisation such as the FAO and the European Union. He suggested that the EU animal health standards would not be in line with the OIE standards and this may confuse countries in their trial to get access to the market.
66. Dr Monique Eloit explained that the EU worked over the last years on a new Animal Health Strategy which one of the objectives is to be more in line with OIE standards. She explained that, the OIE advocates regularly this position to the EU that is well informed on this matter. She invited the EU representative to provide additional information.
67. The President of the OIE, Dr Carlos Correa, witnessed that the issues raised regarding harmonization of trade standards were not only a concern for the Middle East but also for all the other Regions. He informed the audience that the OIE have seen a great evolution of countries in their effort to get in line with OIE standards. He expressed his wish that this improvement continue and stressed that this could be done by improving countries involvement in the OIE standard setting process.

68. Regarding the issue related to the difference between OIE and EU standards, Dr Etienne Bonbon, representative of the European Union, provided some complementary information. He first started by stating that the EU was at the first front for advocating the value of the OIE standards. He reminded that the OIE standards are not regulations and that it was up to the country to use the international standards in order they be addressed in their own regulations. He explained that the animal health status has a big impact on the import restriction applied by the EU. He then highlighted that not only the import standards as per defined by the OIE Code Chapters are important to the EU but also the standards related to the quality of the Veterinary Services. He concluded his intervention by indicating that the EU has some programmes in place in the Middle East for animal health control, especially related to the control of FMD. The animal health status of the EU is linked to the animal health status of the neighbouring countries, including the Middle East.
69. The Delegate of Lebanon thanked Dr Eloit for her excellent presentation and extended his appreciation of the work done by the OIE through the OIE PVS Pathway. He then expressed his wish for the Regional Representation to develop regional programmes to address regional animal health issues.

#### **Activities of the OIE Regional Commission and the OIE Regional Representation for the Middle East**

70. The Session Chairman, Dr Nabih Ghaouche, Delegate of Lebanon, invited Dr Kassem Al Qahtani, Delegate of Qatar and President of the OIE Regional Commission for the Middle East and Dr Ghazi Yehia, OIE Regional Representative for the Middle East to present the activities of the Commission and the Representation respectively.
71. Dr Al Qahtani, President of the Regional Commission started his presentation by stating that the main objective of the OIE Regional Commission for the Middle East (RC-ME) is to tackle specific problems relevant to the animal health situation in the region and to establish cooperation at regional level in order to improve the quality of Veterinary Services in accordance with the OIE standards through an active and efficient collaboration. For that, he advocated the need for a better coordination between Members of the region, in particular through regular meetings.
72. Dr Yehia completed by summarizing the activities of the RR during the last two years, based especially on holding focal points seminars on the following topics: animal welfare, advanced WAHIS, medicinal products, wildlife, food safety and animal production.
73. Some of these seminars were organized in collaboration with other OIE Regional and Sub-Regional Representations.
74. The main purpose of these seminars was to increase understanding on the role of the OIE and the mandate of focal points as well as the relationships between veterinary officials and stakeholders.
75. Dr Yehia concluded by presenting the Regional activities for 2012 covering some special projects on major diseases prevailing in the region such as: FMD, glanders and RVF.
76. Dr Yehia stressed on the necessity to establish a network of Reference Laboratories in the region through the OIE Twinning Process. Such Network should be well balanced between the countries of the region.

## Discussions

77. The Delegate of Lebanon and Chairman of the Conference thanked Drs Al Qahtani and Yehia for their detailed presentation.
78. Dr Nabih Ghaouche commented that the trade in Middle East region is not optimal due to several reasons such as political reasons and misinterpretation of the OIE Code, among others.
79. Dr Ali Al Sahmi, Delegate of Oman, noted that the Commission is not playing his role as it should be done.
80. He also expressed his concern regarding the few contributions received from Members of the Middle East region. He then added that it would be appreciated that the Members of the region support the work of the Commission by allocating higher financial contributions. There are twenty members in the Commission and many of them belong to two regions and thus contributions are not completely allocated to the regional activities.
81. The Delegate of Oman also considered that it is important for the Commission to meet before going to the General Session in order to discuss the different issues affecting the region and to participate at the General Session with a unified vision.
82. Dr Nabilah Al Khalil, Delegate of Kuwait, agreed with Dr Ali Al Sahmi suggestions and added that it was necessary to reinforce the role of the Regional Commission by promoting more meetings in the region.
83. She commented that the Gulf countries meet regularly and suggested that the overall Members of the Commission do the same in order to improve the Regional Commission activities by having more meetings between Members to discuss latest updates on diseases and find the best solutions for the region especially regarding zoonoses.
84. Dr Salman Abdnabi Ebrahim, Delegate of Bahrain, expressed his wishes regarding the possibility that the Commission come up with recommendations concerning first, the possibility that the Commission meet regularly for analysing standard setting and secondly, the support to the region, especially regarding financial aspects.
85. The Delegate of Bahrain then added that the Commission also need to be more involved in animal welfare as it is a contemporary concern and it is compulsory that all regions reinforce efforts to promote animal welfare.
86. The Delegate of Bahrain considered that it would be interesting to meet with countries such Australia which are pioneers in animal welfare and can help the rest of the world to move forward on this issue.
87. Dr Ghazi Yehia, OIE Regional Representative, welcomed all those comments from countries especially when it comes to enhance the work of the Regional Commission and Representation. He added that reinforcing work and activities in the Region is very important.
88. He reminded the Commission that they have the support of the OIE Headquarters in all activities of the region. However, as he underlined, it is of paramount importance that each Member of the region also comply with the requests of the OIE.

**Technical Item I:  
Preparation of veterinary strategic plan and cost and benefits analysis**

89. The Session Chairman, Dr Mohammed Abdel Razig Abdel Aziz, Delegate of Sudan, invited Dr Marcos Gallacher, Professor of Business Economics of the CEMA University in Argentina to present the Technical Item 1 on preparation of veterinary strategic plan and cost and benefits analysis.
90. Dr Marcos Gallacher introduced his presentation by underlined that the performance of the Official Veterinary Services (OVS) is determined by a number of factors, including, among others, the interaction of three different but complementary types of knowledge: (i) biological and veterinary science (including epidemiology), (ii) organisational knowledge and (iii) economic knowledge. He explained that the knowledge types (ii) and (iii) will be of increasing importance in order to allow knowledge type (i) to reach its full potential. Indeed, in many cases the problem faced by the OVS is that organisational and economic “frictions” hinder efficient action.
91. He then gave a definition of the term cost-benefit analysis and the way it was considered in his work in such a way it includes all types of economic evaluations of costs and returns done with the objective of improving animal health. He explained that it was a non-conventional definition that includes the economic impacts of animal health projects as well as narrower evaluations of alternatives to allow the inclusion of important issues related to the “economics of the Official Veterinary Services (OVS)”. He remarked that in such definition, all economic evaluations of alternatives, either in the choice of projects to be carried out, the magnitude of resources of the projects or the specific means of carrying them out, are suitable candidates for cost and benefit analysis (CBA).
92. Dr Gallacher highlighted that “internal” or “organisational” issues are significant in relation to benefits resulting from a given budget effort. Human factor issues, traditionally analysed by specialists in public administration and general organisational theory, are of crucial importance for organisational performance.
93. He commented on the results of the survey made within the OIE Member Countries of the Middle East through a questionnaire sent to all OIE Delegates of the Region. The analysis of the answers to the questionnaire was used to illustrate selected organisational and economic issues faced by OVS. The survey showed that the challenges faced by the OVS vary widely among countries of the region. Although generalisations are difficult to make, it appears that the priorities for all countries include improved “forward looking” capabilities, as well as increased use of CBA for the allocation of resources. In addition, in the lower-income countries of the region, OVS priorities include a wide variety of issues: improved linkages with policy makers and producer organisations, surveillance and disease control methods, improved data-handling capabilities, among others.
94. Dr Gallacher added that the results of the survey also showed that the priorities regarding the use of OVS resources vary according to per capita income levels. Indeed, higher per capita incomes were associated with increased allocation of resources to investment as opposed to operational activities and to an emphasis on increasing the salaries of employees.
95. Dr Gallacher considered that additional efforts should be directed towards understanding resources used by OVS at the worldwide level and that efforts to create and maintain databases related to this issue would be of considerable value to researchers.



96. He pointed out that it is highly unlikely that every significant OVS action will be preceded by a careful CBA evaluation. This is done only in a few countries, and even then only for projects with impacts or costs above a certain threshold. However, substantial benefits will probably result from increasing interdisciplinary collaboration in data-gathering and analysis, as well as discussion, for a wide variety of efforts related to economic and organisational evaluation of OVS activities. These efforts will lead to a sounder evaluation of resource allocation in OVS, and thus improved strategic planning. In many cases, this “planning” will not reside in the procedures manual of the organisation, but will instead be embedded in the behavioural patterns of the organisation’s members.
97. He commented that Strategic planning in the OVS will involve activities of very different types. Some are routine procedures, and as such need to be designed with the objective of reducing costs consistent with a certain service delivery standard. Standardisation of procedures and control are key issues to focus on. Other activities require participation of increasingly trained professionals and scientists.
98. He underlined that in this matter, the quality of the professionals and the environment in which they work are crucial determinants. Yet other activities require adaptation to new and sometimes confusing scenarios. Here, professional quality is also important, but additional factors enter the picture. A premium is put on increasing teamwork and information exchange, as well as flexibility in setting up temporary “task forces” to deal with new challenges that suddenly arise. In summary, strategic adaptation will require a multi-pronged approach.
99. Dr Gallacher then emphasised that improving prevention, early detection and response to animal-related diseases does of course require an approach based on solid veterinary, epidemiological and human health science. The PVS Evaluation and Gap Analysis tools developed by the OIE provide a unified approach for using these tools in real-world settings. These tools also allow progress to be made in addressing organisational and resource allocation problems faced by the Veterinary Services and especially the Veterinary Authority.
100. Dr Gallacher concluded that countries of the Middle East region face challenges for which organisational and economic analysis can offer solutions. For some countries, the issue is how to operate OVS severely financially constrained, in an environment where severe poverty is prevalent. Rough-and-ready solutions and adaptation are of paramount importance. Other OVS face a very different set of problems: organisations with thousands of employees and “mature” protocols and procedures need to think through how to design work and decision flows so as to improve coordination. Provision of adequate incentives, improvement of information flows and controls are key issues related to efficiency in these complex organisations.
101. The Session Chairman, Dr Mohammed Abdel Razig Abdel Aziz, Delegate of Sudan invited the Delegates of Bahrain, Cyprus, Oman and Saudi Arabia to meet for preparing a recommendation on the item in question. He also participated in the meeting.

#### **Discussion**

102. Dr Mohammed Abdel Razig Abdel Aziz, Delegate of Sudan and Chairman of the session, thanked Dr Gallacher for his very interesting presentation. He then summarised the main issues presented.
103. Dr Ali Al Sahmi, Delegate of Oman, thanked the speaker for the clear presentation on Cost and Benefit analysis underlining issues related to Veterinary Services and their role in animal health as well as in food safety and food security thus protecting ultimately animals and humans.

104. Referring to the protection aspect, Dr Al Sahmi noted that protection of human has a different dimension than protection of animals especially due to the fact that, contrary to animals, authorities will unlikely question allocation of funds to human compared to animals.
105. He concluded that it would be necessary to learn how to benefit from Veterinary Services in their role related to the protection of animal resources.
106. Dr Ahmed el Idrissi, Representative of the FAO, highlighted the importance of cost and benefit analysis for the allocation of budget to Veterinary Services and agreed with the statement made by the Delegate of Oman.
107. Dr El Idrissi commented on the specific case of PPR which has never been valued as a cost and benefit value for budget purpose. PPR does not attract the attention of politics as it has not or low impact in food security. However, OIE and FAO are aware of the impact of this disease and already started to work together in addressing this issues related to that disease.
108. Dr El Idrissi invited the Conference to think about the way to enhance economic studies on PPR.
109. Dr Etienne Bonbon, representative of the European Commission, congratulated the speaker for the interesting presentation and commented that there is a tool designed by the OIE under a request of EU and funded by the latter. This is a tool for prioritisation and categorisation of diseases as well as prioritisation of actions.
110. Dr Bonbon pointed that the tool is available for all countries and not only for EU members. This tool will help countries to see the differences between diseases and the way to prioritise them in their planification. It will also serve as an argument for governments regarding the actions to be undertaken regarding animal diseases.
111. Dr Salman Abdnabi Ebrahim, Delegate of Bahrain, commented that the Gulf countries are import countries and thus Cost and Benefit analysis is very important at policymaker level in order to support Veterinary Services. He also invited the rest of the countries of the Commission to consider this issue.
112. Dr Salman Abdnabi Ebrahim commented on the differences, highlighted by the speaker, between countries regarding the use of Cost and Benefit analysis depending on political reasons. This proves the importance of raising awareness regarding veterinary issues to relevant stakeholders.
113. Dr Salman Abdnabi Ebrahim referred to the difficulties of countries to understand the questionnaire and thus some question were not well answered.
114. Dr Ghazi Yehia then added that, while it is known that “prevention is better than treatment, he questioned if there were means available to evaluate the cost of the treatment.
115. Dr Yehia noted that, when answering a questionnaire, many issues have to be taken into consideration. Countries may differ in regards to control of diseases and allocation of funds. It depends on priorities and governance of the Veterinary Services. Thus it is necessary to promote the role of Veterinary Services vis-à-vis political decision makers.
116. Dr Abdul Ghani Al Fadhl, Delegates of Saudi Arabia, reiterated the importance of raising the awareness among scientist and policymakers regarding the role of Veterinary Services in the control of animal diseases.

## **Implementation of OIE international standards for terrestrial and aquatic animals as defined in the OIE Codes, Manuals and Guidelines**

117. The Conference Chairman, Dr Nabih Ghaouche, Delegate of Lebanon, invited Dr Alejandro Thiermann, President of the Terrestrial Animal Health Code Commission, to present the Implementation of OIE international standards for terrestrial and aquatic animals as defined in the OIE Codes, Manuals and Guidelines.
118. Implementation of OIE international standards for terrestrial and aquatic animals: Dr Thiermann addressed the subject by first making a link between the OIE international standards and the obligation to the implementation of these standards by the WTO-SPS Agreement. He then described the various OIE Departments and the Specialist Commissions responsible for developing standards for terrestrial and aquatic animals. The standard setting process was described in detail, explaining the dates of the Commission meetings and the best times for submitting Member comments to the OIE.
119. The structure and objectives of the Code were described in detail, with explanation on the format of horizontal chapters as well as the disease specific chapters in volume 2. This was followed by a list of chapters and other topics of interest to the region which will be received by Members in the near future as part of the September 2011 Code Commission report.
120. Future challenges were described, including the emergence and re-emergence of diseases, and the new approaches developed by the OIE to improve animal health worldwide and further facilitate the trade of animals and animal products. Under these, zoning, compartmentalization and articles of safe commodities were offered as examples.
121. Members were reminded that effective and credible Veterinary Services were essential for obtaining the benefits of well implemented OIE's standards. Therefore, Members were encouraged to collaborate within the region and to seek the assistance of the OIE through the PVS pathway to continually improve the governance of their services.
122. The presentation concluded with recommendations on how to improve Member participation in the OIE's standard setting process, including the assistance that can be requested from the Regional Representation.

### **Discussion**

123. The Delegate of Lebanon and Chairman of the Conference, Dr Nabih Ghaouche, expressed his thanks to Dr Alejandro Thiermann for the presentation and open the floor to discussion.
124. The Delegate of Iraq also congratulated Dr Thiermann for his presentation. He asked Dr Thiermann to present his opinion regarding OIE Standards versus private standards. He also requested the President of the Code Commission to indicate if, according to him, countries were applying appropriately OIE standards.
125. Dr Thiermann first commented on the private standards by stating that they do not fall under the ones recognised by the WTO SPS Agreement as they relate to quality parameter rather than on animal health. He provided an example of a private standard being applied by a super market chain to African countries where the products have to be tested for BSE which is not in line with OIE standards.
126. Dr Thiermann explained that private standards may have a positive effect as, being more oriented on quality, they help Veterinary Services to better focus on animal health.

127. Responding to the second question of the Delegate of Iraq related to application of OIE standards by Members, Dr Thiermann explained that, even if there were still trade barriers, the situation had improved substantially over the last years thank to the work of the OIE Members in applying them appropriately.
128. Dr Thiermann also took the opportunity to inform the Commission on the mediation process available through the OIE to resolve trade conflict between trading countries. This mediation process usually results in positive outcomes for both countries while using a technical approach rather than a legal approach as per proposed by the SPS Committee.
129. Making reference to the participation of the country into the OIE standard setting process, Dr Carlos Correa intervened by indicating that the Americas was in the same position as the Middle East when it comes to work together into providing comments to the OIE codes chapters. He reiterated the recent participation of Africa and expressed his wish that other regional take example on this region and better take ownership of the OIE standards.
130. The Delegate of Lebanon asked for clarification to Dr Thiermann regarding trade restriction that can be imposed by countries when there is a change in the animal status.
131. Dr Thiermann explained that when the disease status of a country changes, the importing country has the right to suspend import. Eventually, through a good dialogue, both trading countries can come up to an agreement regarding certification that would address the situation. However, should the importing country not receive sufficient information, he is entitled to maintain the trade restriction.

#### **Case Study: Glanders in the Middle East**

132. The Conference Chairman, Dr Nabih Ghaouche, Delegate of Lebanon, invited Dr Jean Paul Girot, Chairman of Livestock Risk Management Services in the UAE and Dr Ghazi Yehia, OIE Regional Representative for the Middle East to present on glanders in the Middle East.
133. Dr Girot addressed the participants with an overview on the glanders disease starting by reminding the principal historical events and the potential use of the bacteria as a biological weapon. He then described the epidemiology of the disease, the characteristic of the causal agent "Burkholderia Mallei", as well as its ways of transmission to humans and to animals.
134. Dr Girot continued his presentation by describing accredited methods for diagnostic, differential diagnosis with other horse diseases, and the disease in other species including humans.
135. According to the speaker, prevention and control of the disease lay in good surveillance plan, early detection, quarantine measures, testing, stamping out and disinfection. Any suspected case should be notified to official Veterinary Services and consequently to OIE and trading partners.
136. Dr G. Yehia, complemented by presenting relevant information on the OIE code chapter on glanders and by giving a synopsis of the situation in the Middle East countries, summarizing the results of the experts' missions to countries in the region and outcome recommendations. He presented also in collaboration with Mrs Maysa Dabaja, Lebanese laboratory expert for glanders, the different methods used for diagnostic of the disease.
137. Dr Yehia ended by a call for a regional plan to eradicate the disease.

## Discussion

138. Before opening the discussion, Dr Monique Eloit recognised that glanders is indeed an important issue of the Region and in order to address it appropriately, the OIE is organising a Regional Conference on glanders that will take place in early 2012. She reminded that the presentation given by Drs Ghazi and Girot was meant to provide general information on the disease and that the Conference would be a better forum to develop recommendations for the Region.
139. The Chairman of the Conference then opened the discussion.
140. The Delegate of Bahrain, while agreeing that there will be other fora to address that disease, stressed that discrepancies in laboratory results, including OIE Reference Laboratories, should be of concern to the OIE. He also highlighted that the difference in the pathogenesis of the disease in mules, donkeys and horses should be clarified. He also expressed concern regarding the pathogenesis of the disease in camels were animals suspected of having the disease were free.
141. Regarding diagnostic test, he explained that even if the mallein test was a good test, the fact that it requires at least 8 months between performing a second test on the same animal is not necessarily applicable in the field. He finally strongly advocate for a better transparency regarding notification of that disease within the Region.
142. Dr Yehia supported the comments of the Delegate of Bahrain and stressed on the notification issue in regard to safeguarding the valuable horse population in the region.
143. Dr Thiermann advised the Commission that, if countries of the Region wish to submit comments regarding the glanders Code Chapter, they are invited to do so while ensuring scientific rationale to the proposed change in order to facilitate the analysis of the proposal by the relevant OIE Specialist Commissions.
144. The Delegate of Jordan remarked that transparency regarding the notification is very important. He proposed that a list of priority issues related to glanders be made by the Commission and suggested regular meeting be organised with relevant stakeholders to discuss about these issues. He finally advocated for better active surveillance for glanders in the Region.
145. The Chairman of the Conference closed the discussion of the day by proposing that the presentation on animal welfare scheduled be postponed to the next day.

## **Tuesday 04 October 2011**

---

### **Animal Welfare Strategy in the Middle East**

146. Dr Hassan Aidaros started his presentation by highlighting that it was important that an animal welfare strategy originate from Member Countries of the region, according to their needs and also taking into account the differences in culture, resources and facilities available in the countries.
147. He explained that the objective of such strategy is to improve the regional approach and commitment to ensure high standards of animal welfare in the region by promoting efficient communication, training and funding of activities in the field of animal welfare. Sustainable improvements in animal welfare based on regional and international research and development are also part of the proposed strategy.

148. Dr Aidaros added that the transport of livestock, humane slaughter and the control of stray dog population were also proposed as the main issues faced by the Middle East.
149. He remarked that the concept of animal welfare sometimes depends more on the religious background and the humane ethics than on legislations.
150. In order to reach the objective of such an Animal Welfare Strategy, Dr Aidaros suggested the Regional Commission to have discussions on the different components of a plan to address animal welfare needs in the Region. Such plan could include the issuance of a national legislation for the animal welfare, supporting animal welfare Focal Points, the involvement of religious authorities, the establishment of an animal welfare working group and a board or congress for the animal welfare including the Delegates of the region and representative from the NGOs, private sector, donors, and other stakeholders, among others activities.

#### **Discussion**

151. Dr Al Qahtani, Vice Chairman of the Conference, thanked Dr Aidaros for his presentation and highlighted that it was very important to implement animal welfare OIE standards. He also pointed out the necessity to establish a regional working group to design this strategy.
152. Dr Ali Al Sahmi, Delegate of Oman, thanked Dr Aidaros for his excellent presentation.
153. He commented that, regarding the link between legislation, the OIE standards and the religion, there are some important issues that must be taken in consideration while avoiding contradictions. One of the most important is the awareness at policymaker level.
154. He considered that Member Countries of the region need to establish legislation for animal welfare, to rebuild their infrastructures and to unify their policies on that matter.
155. He then added that, when it comes to address Animal Welfare, the Middle East region have to concentrate efforts mainly in transport and slaughter.
156. The speaker thanked the Delegate of Oman for his comments and added that there was no contradiction between OIE standards and Islam religion.
157. He highlighted that OIE standards take into consideration religious issues and its principal concern is how to deal with slaughter, pre-slaughter and cruelty that can possibly be associated to those activities.
158. Dr Mohammed Abdel Razig Abdel Aziz, Delegate of Sudan, thanked Dr Aidaros for his interesting presentation.
159. He mentioned that not only Focal Points can help countries on the implementation and follow up on animal welfare, but also NGOs.
160. The Delegate of Kuwait, highlighted two points of concern regarding animal welfare. The first was about the importance of implementing animal welfare on a more global perspective that would address issues related to birds, zoo animals and domestic animals rather than targeting only slaughter issues.
161. The second issue she referred to was animal welfare legislation. Dr Nabilah Al Khalil considered that legislation should be planned at regional level as not all countries have the capacity to set up their own legislation.
162. The Delegate of Bahrain thanked Dr Aidaros for the fruitful presentation relevant for the region.

163. He added that Middle East countries are mainly importing countries and thus effort on Animal Welfare is of paramount importance.
164. He also referred to specific examples and pointed out that lessons should be learnt from the experiences gained through this situation.
165. Dr Abdnabi Ebrahim stated that it was necessary to change the nature of animal treatment and that NGOs are playing an important role on this issue.
166. Dr Hassan Aidaros thanked the Conference for all the comments. He stated that all relevant stakeholders should play a role in the implementation of legislation for Animal Welfare.
167. Dr Aidaros invited all Delegates to first start a strategy within their own countries. All aspects of the Animal Welfare are very important and should be taken into account in the development of such a strategy.
168. Dr Aidaros insisted that all countries first need a legislation addressing animal welfare in order to be in a position to undertake such activities.
169. Dr Aidaros explained that the aim of his presentation was to clarify relation between Islam and slaughter and to explain that Islam supports Animal Welfare concepts. Cruelty is not in Islam slaughter.
170. Regarding the comments from Kuwait, Dr Aidaros considered that it could be difficult to set up a unified legislation for the region. The EU itself has difficulties to harmonise legislations even if EU members work together since decades.

#### **Islam and Animal Welfare with special reference to Cruelty to Animals during Transport and Slaughter**

171. Regarding Islam and Animal Welfare, Dr Aidaros explained that Islam is a comprehensive religion guiding the lives of its followers through sets of rules governing the personal, social and public aspects through the verses of the Holy Qur'an and Hadiths, the compilation of the traditions of Prophet Mohammed (pbuh), the two main documents which serve as guidelines.
172. He then added that in Islam, the law is a privileged means of access to the sacred. For most Muslims, Islamic normativity (fiqh or shari'a) is an essential part of being a Muslim. The demand for and production of authoritative rulings is one form of social expression of normative Islam.
173. The Qur'an is explicit, with regard to using animals for human purposes. A closer look at the teachings of the Qur'an and tradition reveals teachings of kindness and care for animals. Nonetheless, the Qur'an, clearly supports the use of animals, including for food.
174. Dr Aidaros commented that there is a rich tradition of the Prophet Mohammed's (pbuh) concern for animals to be found in the Hadith and Sunna. As an example he mentioned, the Prophet Muhammad (pbuh):
- ✓ Condemned the beating of animals and forbade striking, branding, or marking them on the face.
  - ✓ He cursed and chastised those who mistreat animals and gave praise to those who showed kindness;
  - ✓ He also instituted radical changes against the practice of cutting off the tails and humps of living animals for food; and

175. One Hadith quotes Muhammad (*pbuh*) says:

*A good deed done to an animal is as meritorious as a good deed done to a human being, while an act of cruelty to an animal is as bad as an act of cruelty to a human being*

176. To conclude Dr Aidaros stressed that some Muslims and Islamic religious leaders are not aware of the cruelty that is routinely inflicted on animals during transport, pre-slaughter and at slaughter in most Islamic countries. There is an urgent need to sensitise all relevant stakeholders to the teaching on animal welfare in the Quran and the Hadiths. This approach could be more effective in influencing the majority of Muslims in the livestock trade, especially the butchers, in treating animals more humanely while ensuring OIE standards on animal welfare be appropriately implemented.

### **Discussions**

177. Dr Yehia thanked Dr Aidaros for his presentation and reminded the conference that the Middle East region was the first region giving priority and applying standards on Animal Welfare.

178. Dr Yehia disagreed with Dr Aidaros opinion regarding the difficulties to apply a regional legislation for all countries of the Middle East. He considered that Middle East countries are very similar and a regional strategy is completely applicable. He encouraged the Commission to undertake coordination at regional level to come up with the strategy.

179. He referred to the numerous meetings that have been done in order to set up a regional strategy and to apply concepts and guidelines of the Global Conference on Animal Welfare held in Cairo in 2008.

180. Finally, Dr Yehia encouraged countries to set up regulations following OIE recommendations regarding transportation and slaughter including halal.

181. The Delegate of Saudi Arabia added that the prevention of diseases is an issue of relevance when it comes to Animal Welfare. Indeed, applying appropriate animal welfare standards during massive slaughter in epidemic situation could be difficult.

182. Dr Aidaros explained that in case of epizootic situation, Animal Welfare standards should be included in the disease control strategy.

183. The Delegate of Jordan raised the issue regarding stunning animals which let animals immobile and unconscious before slaughter.

184. Dr Hassan answered that some countries do not accept stunning at all. He considered that it is important to provide enough information about stunning so it is used appropriately and in accordance with recognized standards. However, when it is related to religious practices, it can get more complicated as it is not necessarily easy to discriminate between what can be done or not.



**Technical Item II**  
**Extension programs dedicated to the activities of the Veterinary Services**

185. The Session Chairman, Dr Abdulghani Al-Fadhli, Delegate of Saudi Arabia, invited Dr George Khoury to present on the Technical Item 2 regarding Extension programs dedicated to the activities of the Veterinary Services.
186. Dr Khoury began his presentation mentioning that extension activities related to the activities of the Veterinary Services are often part of the broader spectrum of Agricultural Extension Programmes, i.e « a service or system which assists farm people, through educational procedures, in improving farming methods and techniques, increasing production efficiency and income, bettering their levels of living and lifting the social and educational standards of rural life » [Extension: A Reference Manual (Swanson, 1984)]. While these activities do embed a series of communicative interventions they must clearly be differentiated from the concept of communication for Veterinary Services as stated by the OIE Terrestrial Animal Health Code, i.e. “the discipline of informing, guiding and motivating individual, institutional and public audiences, ideally on the basis of interactive exchanges, about any issue under the competence of the Veterinary Services”.
187. He then mentioned that extension programs could be defined as the dissemination of technical knowledge in order to benefit the community in general.
188. He explained that, when referring to veterinary extension programmes, Veterinary Services appear to be involved to varying degrees. Veterinary extension activities in the Middle East region are, in general, the responsibility of the Ministry of Agriculture, since the private sector and other organizations still contribute very little to extension activities.
189. He added that, currently, the resources allocated to veterinary extension are very limited. Thus Veterinary extension presently faces many problems due to the weakness and/or absence of effective extension services, in addition to the absence of well-defined programs to guide and support animal production, and health programs designed for the control of animal disease and improvement of food safety standards.
190. Dr Khoury pointed out that this weak veterinary extension is also caused by the insufficient number of veterinarians working in the region and their limited practical experience interacting effectively with animal producers, especially women, in order to tackle animal health issues and nutrition-related diseases more generally. Despite playing a vital role in animal production activities and husbandry traditions in the region, the training provision for women remains extremely weak.
191. The speaker explained that a wealth of research results, strong in both quality and quantity, indicate promising possibilities to both increase animal production and improve animal health. A lack of communication between veterinary services, research institutes and animal producers and consumers does, however, mean that these research results are not properly utilized.
192. Weak veterinary extension leaves animal holders without any scientific or technical assistance, which in turn encourages them to rely mainly on traditional methods, without any possibility of improving their animal productivity and health status, or adopting innovations proposed by research.

193. To conclude, Dr Khoury stated that given the OIE's definition of Veterinary Services as a broad entity comprising not only the Veterinary Authority, but all governmental and non-governmental players involved in the implementation of animal health and welfare standards and guidelines, it is highly important for the Veterinary Authority -the "official veterinary services", that is- to be aware of and involved in all extension-related activities in their field of expertise. The involvement of the Veterinary Authority in extension activities related to their mandate should consequently be considered as a means of supporting the implementation of public and private components of Veterinary Service policies and thus helping countries to comply with international standards.
194. The Session chairman Dr Abdulghani Al-Fadhil, Delegate of Saudi Arabia, thanked Dr George Khoury for its comprehensive presentation and opened the floor to discussions.

#### **Discussion**

195. The Delegate of Jordan thanked Dr Khoury for his presentation. He expressed that it would have been interesting to put more emphasis on the successes related to veterinary extension in the Region.
196. Dr Khoury responded that indeed, there were examples of success regarding veterinary extension by making reference to the avian influenza campaign in the Middle East countries. He explained that the production and consumption of poultry products in those countries was greatly reduced when the disease occurred but through a good extension programmes, people started back to eat poultry and production got back to normal level.
197. The Delegate of Sudan agreed with Dr Khoury regarding the weaknesses and the inefficacy of veterinary extension programs in the Middle East. He stressed on the importance to identify good tools and methods to deliver extension programme. He also reminded the importance of taking into consideration the traditions of the animal producers and their farming systems when addressing veterinary extension issues.
198. He explained that in Sudan, there is a Directorate especially dedicated to veterinary extension. He also indicated that a communication programme tackling animal health issues was of great support to the extension programmes.
199. The Delegate of Kuwait thanked Dr Khoury for his presentation. She believed that the government can play an important role in supporting animal production through veterinary extension. It is thus important to encourage government to increase their budget directed to veterinary extension.
200. The Delegate of Sudan emphasised also on the fact that media play an important role in animal health.
201. The Delegate of Somalia agreed on the need to have better veterinary extension programmes but she expressed concerns regarding the suggestion made regarding changing pastoralist system practices. She proposed that veterinary services focus on understanding the reality of these systems rather than trying to change them.
202. Dr Ahmad Al Majali, Dean of the Faculty of Veterinary Medicine of the University of Science and Technology of Jordan expressed the need to look at extension activities with the academic point of view. He suggested that veterinary college address the issues related to veterinary extension in a more critical manner and proposed that veterinary extension knowledge be part of the core curriculum of the veterinarians.

203. The Delegate of Jordan agreed that Veterinary Services do play an important role on different issues, including veterinary extension. He suggested that work be done by Veterinary Services in order to raise awareness of policy makers to include veterinary extension in their priorities.
204. The Delegate of Bahrain thanked the presenter of the technical item. He highlighted the lack of research related to veterinary extension in the region and wished better effort be made on this aspect, because good extension has to be based on reach outcomes.
205. Dr Khoury thanked the Commission for the comments provided on his presentation and suggested that action be taken to address issues related to veterinary extension. He explained that we do not need to reinvent veterinary extension but to improve what is already there. He recognised that it is hard to change habits of people but with time and good tools, it can be possible.
206. The Delegate of Bahrain concluded the discussion by mentioning that work needed to be done not only on research but on many other aspects related to Veterinary extension. He called to get support from both OIE and FAO on that matter.
207. The Session chairman Dr Abdulghani Al-Fadhl, invited the Delegates of Bahrain, Jordan and Sudan to meet for preparing a recommendation on the item in reference.

#### **Animal health situation of Member Countries during the first semester of 2011**

208. The Session Chairman, Dr Ali Al Sahmi, Delegate of Oman, invited Dr Paula Cáceres, from the OIE Animal Health Information Department, to present the animal health situation of Member Countries in the region in the first semester of 2011.
209. This report is based on information contained in the national reports submitted by Member Countries of the OIE Regional Commission for the Middle East in preparation for the 11th Conference of the OIE Regional Commission; the data have been completed with official information obtained via the World Animal Health Information System (WAHIS) and with the report on the animal health situation in the first six months of 2011 submitted for the Conference.
210. This report will review the current situation in the Middle East regarding livestock populations and veterinary personnel and the recent animal health situation regarding bluetongue (BT), foot and mouth disease (FMD), glanders, brucellosis (*Brucella abortus* and *B. melitensis*), peste des petits ruminants and white spot disease.

#### **I. Livestock populations in the Middle East**

211. The average population by livestock category in the Middle East during the period 2005-2010 is given in Table 1. To avoid bias, only countries that have provided data for at least three of the years between 2005 and 2010 have been included in the analysis. When data were missing for one or two years, we used an estimate of the missing information<sup>1</sup>. On this basis, the animal population was calculated using the following numbers of countries for the various categories of livestock: birds, 14 countries; camels, 16 countries; bovine, 18 countries; equidae, 13 countries; sheep and goats, 18 countries.

---

<sup>1</sup> The estimate was based on the average between the year before and the year after the missing value.

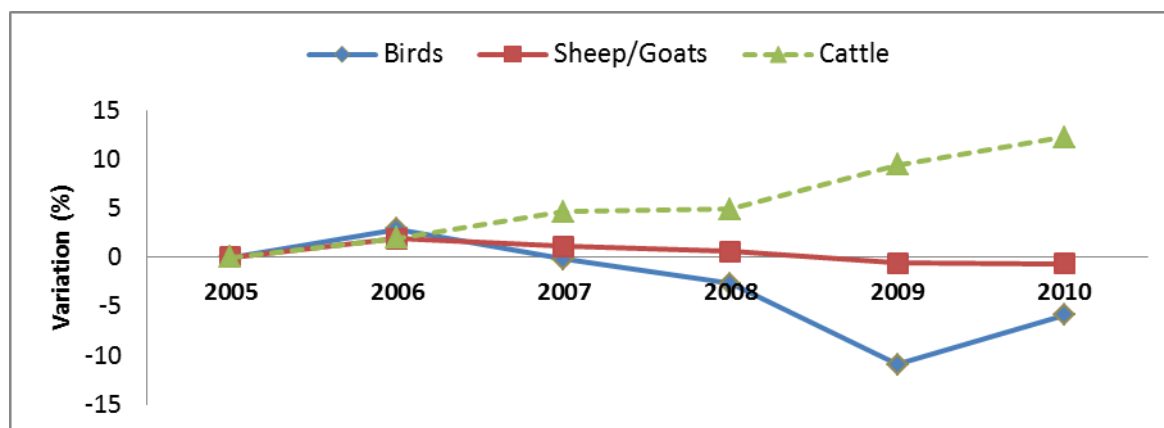
212. The most numerous animal populations were: birds (average 2,115,519,624 animals), sheep and goats (average 316,407,533 animals) and cattle (average 76,938,887 animals). The percentage variation in each of these three populations, taking 2005 as the reference year, shows that sheep and goat population remains constant during the period; cattle production had a slight increase since 2008 and the bird population decreased starting from 2007 to 2009; then it started increasing again in 2010 (Figure 1).

**Table 1: Distribution of the animal livestock population in the Middle East during the period 2005-2010**

	Population 2005	Population 2006	Population 2007	Population 2008	Population 2009	Population 2010	Average
<b>Bird</b>	2,176,117,156	2,239,816,861	2,172,522,387	2,117,467,025	1,938,662,165	2,048,532,149	<b>2,115,519,624</b>
<b>Sheep/Goats</b>	315,128,485	321,142,646	318,604,657	317,064,598	313,317,101	313,187,711	<b>316,407,533</b>
<b>Bovine</b>	72,893,305	74,319,845	76,304,974	76,509,336	79,769,587	81,836,273	<b>76,938,887</b>
<b>Equidae</b>	12,886,252	12,318,283	13,315,803	13,625,868	13,683,101	13,680,893	<b>13,251,700</b>
<b>Camelidae</b>	10,979,463	10,859,194	11,288,772	11,629,988	11,928,282	11,985,524	<b>11,445,204</b>

213. According to the data provided during this period (presented in decreasing order), three countries, Iran, Saudi Arabia and Turkey, accounted for 81% of the total farmed bird population in the Middle East. Five countries, Sudan, Iran, Somalia, Turkey and Syria accounted for around 79% of the sheep and goat population in the Middle East. Three countries, Sudan, Turkey and Iran, accounted for 78% of the cattle population in the Middle East.

**Figure 1: Variation (%) in livestock population in the Middle East since 2005, by category**



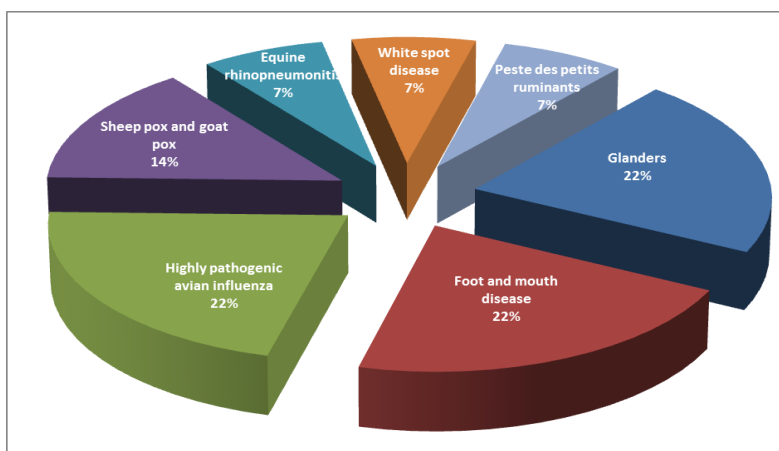
214. Farmed aquatic animal production in the Middle East was reported by six countries<sup>2</sup> during the period 2005–2010, though not on a regular basis. The importance of Members regularly reporting animal production to the OIE, including aquaculture and fisheries, needs to be highlighted. The absence of animal population figures for 14 countries in the Middle East, or the lack of updated figures, limits the possibility of assessing aquatic animal production trends across the entire region.

<sup>2</sup> Bahrain, Cyprus, Iran, Iraq, Saudi Arabia and Syria.

## II. Exceptional epidemiological events and diseases

215. Figure 2 below gives an overview of the exceptional epidemiological events and diseases notified by Member Countries in the Middle East in 2011, with a total of 14<sup>3</sup> immediate notifications.
216. The diseases most frequently notified were FMD (3 notifications), highly pathogenic avian influenza (3 notifications), sheep pox and goat pox (2 notifications), three were notified as *re-occurrence*, and glanders (3 notifications), notified as either *re-occurrence* or *first occurrence*. Three countries notified, in 2011, the *first occurrence* of a disease (glanders by Afghanistan and Lebanon and white spot disease by Saudi Arabia). A more detailed analysis of selected diseases is provided in the following sections of the report.

**Figure 2: Immediate notifications received from Middle Eastern countries in 2011, by disease**



## III. Simulation exercises

217. Of the 127 simulation exercises of which the OIE was informed between 2005 and 12 September 2011, seven (5.5%) were conducted in the Middle East, in Turkey and Cyprus. Six were on avian influenza and one was on FMD (Table 2).

<sup>3</sup>

Although the Palestinian Autonomous Territories is not an OIE Member and Israel is not Members of the Middle East Commission, they are mentioned in this report for epidemiological reasons to better describe the animal health situation in the region.

**Table 2: Simulation exercises conducted in the Middle East in 2005–2011, details of which were circulated via the OIE-Info distribution list and published on the OIE website**

	LOCATION	DISEASE	DATE
1	Turkey	Avian influenza	6 to 9 September 2005
2	Cyprus	Avian influenza	9 to 12 October 2006
3	Turkey	Avian influenza	16 to 19 October 2007
4	Turkey	Highly pathogenic avian influenza	3 to 7 November 2008
5	Turkey	Highly pathogenic avian influenza	21 to 25 December 2009
6	Turkey	Foot and mouth disease	10 to 14 May 2010
7	Turkey	Highly pathogenic avian influenza	24 to 28 May 2010

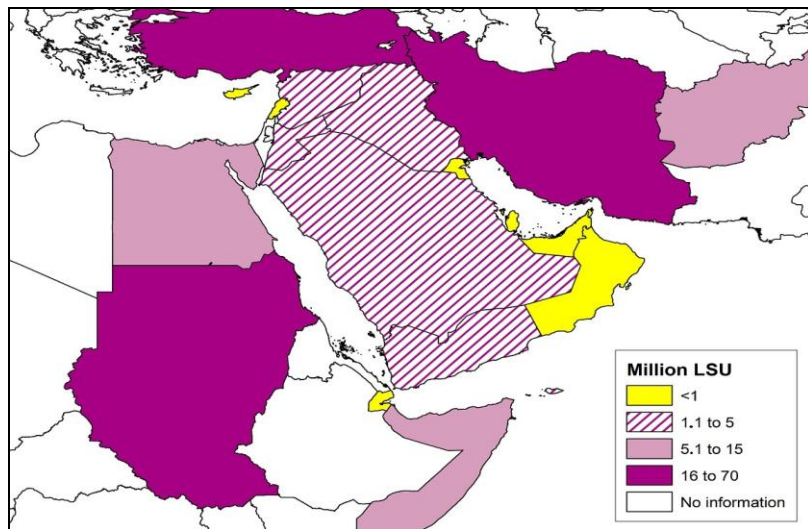
#### IV. Veterinary Services

218. OIE Members have to report to the OIE, through the WAHIS annual reports, the animal population figures and the number of veterinarians and veterinary paraprofessionals involved in both private and public activities. This data can then be used to analyse the relationship between the animal populations and the available veterinary staff by country. In order to avoid a bias inherent in the use of different animal species, the population figures are converted into livestock units (LSU). To obtain the animal population equivalent in LSU, the same conversion coefficient taken into account by WAHIS4 is used. Figure 3 shows the distribution of the animal population by LSU in the Middle East.
219. The animal population in the Middle East is composed mainly of birds, cattle, camelidae, equidae, sheep and goats. Nineteen countries provided information on their bird, cattle, camelid and sheep/goat populations in 2010. Iran and Yemen did not provide the information in 2010 and therefore their data from previous years were used. Libya did not provide information on its animal population. Complete data were provided by 19 countries and were thus used in this analysis.
220. Animal density, expressed as the number of LSU per km<sup>2</sup>, is considered the basic criterion to identify densely populated livestock areas. If a disease is introduced, the risk of its spreading will clearly be higher in densely populated livestock areas, with obvious economic consequences. Since there are several desert areas in the Middle East with a very low density animal population, it would have been interesting to analyse the density by first administrative division; however, this was not possible as the majority of the Members of the region did not provide livestock data by first administrative division. The animal density map in Figure 4 illustrates the number of LSU per square kilometre (LSU/km<sup>2</sup>) for each country.
221. It should be borne in mind that the presence of desert areas has the effect of decreasing animal density for the country as a whole.

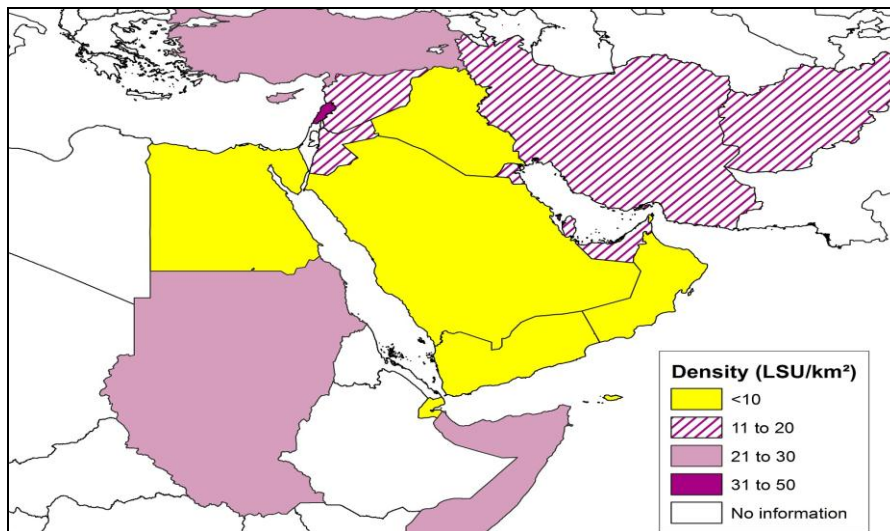
<sup>4</sup>

Estimation of LSU: 1 LSU = 250 kg; 1 bird = 1.5 kg; cattle = 250 kg; 1 camelidae = 350 kg; 1 sheep = 20 kg; 1 goat = 20 kg; 1 equidae = 350 kg.

**Figure 3: Distribution of the animal population by LSU in the Middle East in 2010**



**Figure 4: Animal density in the Middle East in 2010**

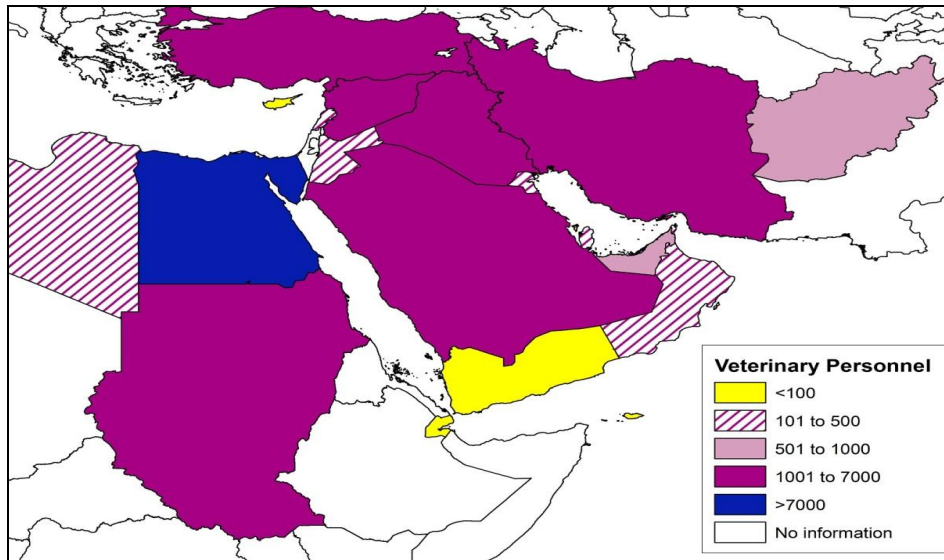


222. The number of veterinarians and veterinary paraprofessionals involved in animal health activities, public health activities, laboratories, academic institutions, the pharmaceutical industry, etc., was reported to the OIE by Member Countries in the region, although complete data were not provided on a regular basis. The data on animal and public health veterinarians in the public sector and accredited veterinarians in the private sector were used to obtain an estimate of the number of veterinarians working for the National Veterinary Services.

223. A total of 41,950 veterinarians were reported to be present in the Middle East through the annual report for 2010: 37,115 were involved in animal health activities (public sector veterinarians and private sector accredited veterinarians) and 4,835 were involved in public health activities (public sector veterinarians and private sector accredited veterinarians). Eight countries did not provide information on veterinary personnel for 2010. In the case of Libya, the latest information relates to 2005 (430 veterinarians). In the case of Egypt, the latest information relates to 2006 (11,594 veterinarians involved in animal health or public health activities). For five countries (Iran, Jordan Lebanon, United Arab Emirates and Yemen) we have taken into account the veterinary personnel data provided for 2009 or 2008. For the remaining country, Somalia, no information is available on veterinary personnel.

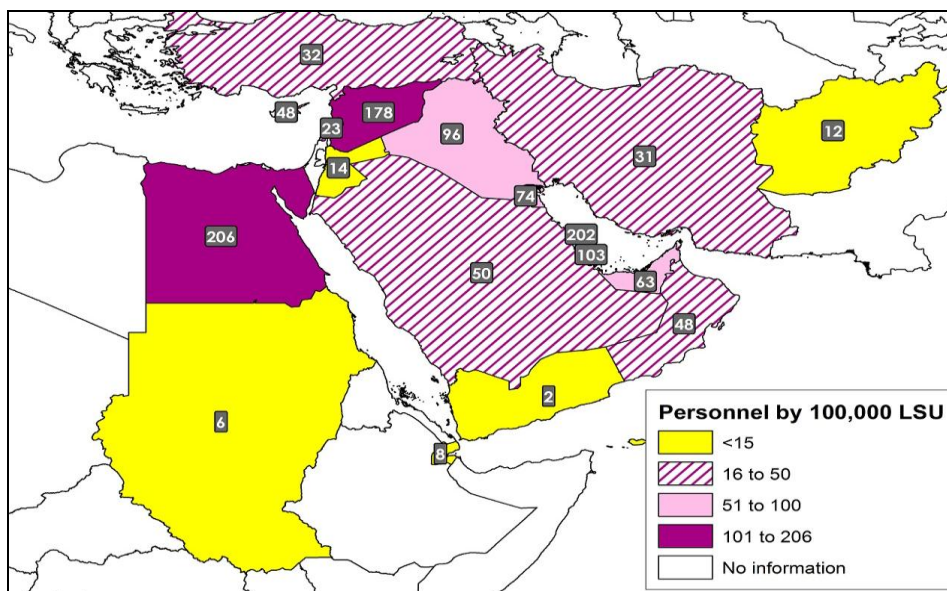
224. The number of veterinarians working in the animal and public health sectors in individual countries in the region varied from 15 to 11,594 (median: 430). Figure 5 shows the distribution of the number of veterinary personnel in the Middle East region in 2010.

**Figure 5: Distribution of veterinary personnel in the Middle East in 2010**



225. If we link the animal population figures with the number of veterinarians involved in the animal health and public health sectors per country, we obtain the map shown in Figure 6.

**Figure 6: Distribution of veterinary personnel by LSU, in the Middle East in 2010**



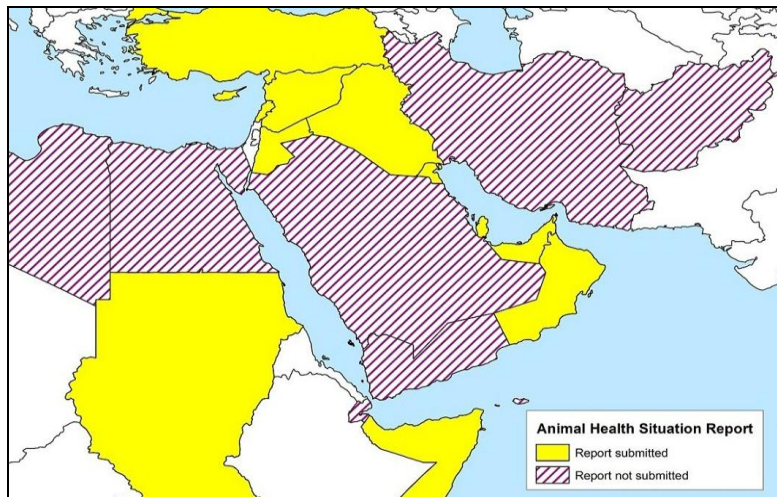
226. The workforce of the Veterinary Authority in relation to the animal population is a parameter to take into consideration when assessing the workload of the public service. One factor that could not be incorporated into this analysis is the number of establishments for animal production, mainly because few countries provided such information and because of the nature of livestock production, which is mainly extensive.



## V. Reports

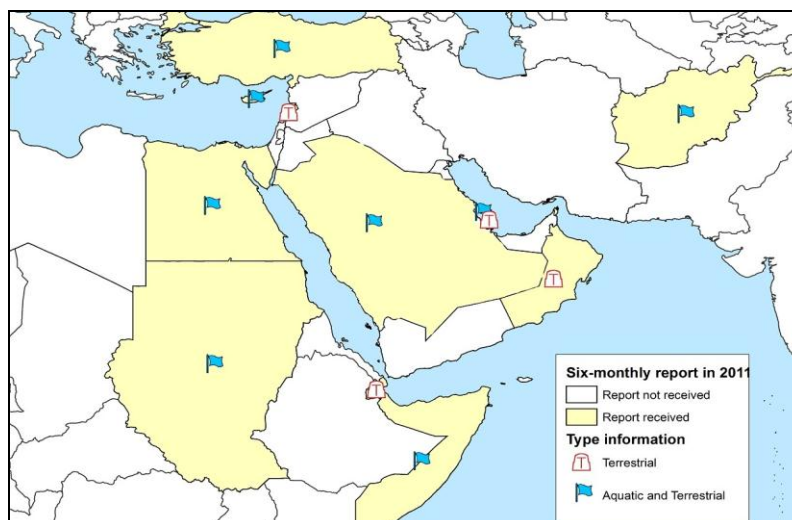
227. In preparation for the Conference, the OIE requested the relevant Members to submit a report on their animal health situation in the first six months of 2011 along with data on the Veterinary Services and contingency plans. The following 13 Members, out of 20, submitted the report: Bahrain, Cyprus, Iraq, Jordan, Kuwait, Lebanon, Oman, Qatar, Somalia, Syria, Sudan, Turkey and United Arab Emirates (see Figure 7).

**Figure 7 Animal Health Situation Reports submitted for the OIE Regional Conference by the Members of the Regional Commission**



228. The Regional Commission for the Middle East has 20 Members, 85% of which (17 countries) have regularly submitted their six-monthly and annual reports and 15% (3 countries) have submitted information on an irregular basis.
229. Out of the twelve six-monthly reports submitted for the first semester of 2011, 100% of the countries submitted the information directly via the WAHIS interface, 67% of the countries (8 countries) submitted information on both terrestrial and aquatic animals, and 33% (4 countries) provided only information on terrestrial animals. Figure 8 summarises the situation relating to the submission of the first six-monthly report for 2011 by countries in the region.

**Figure 8: First six-monthly report for 2011, by type of submission and type of information (aquatic and/or terrestrial)**



230. In the Middle East there is clearly room for improvement in the number of countries reporting regularly and in a timely fashion to the OIE via WAHIS. There is also a need to improve the information available on aquatic diseases, especially in those countries that have developed aquaculture.

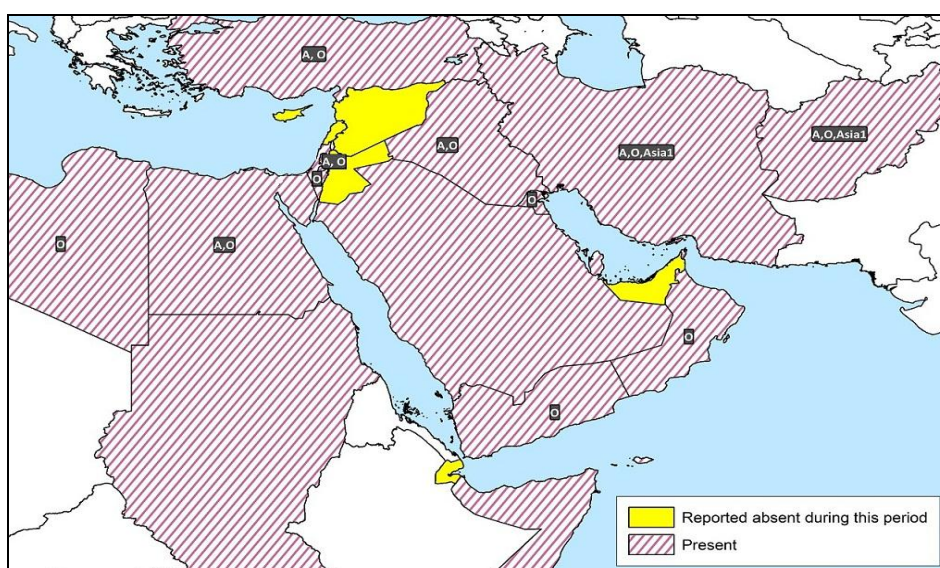
### **SITUATION RELATING TO SELECTED OIE-LISTED DISEASES**

#### **Foot and mouth disease**

231. FMD virus is a member of the family Picornaviridae, genus Aphthovirus. The relevance of FMD mainly lies in trade disruption in countries or zones officially recognised as FMD free, due to the animal disease status of trading partners. FMD also has serious repercussions for livestock due to reduced growth rate, morbidity and mortality in young stock.
232. There are seven immunologically distinct serotypes of FMD virus, three of which (A, O, Asia 1) were reported in the Middle East in 2010 and 2011. The disease is present throughout almost the entire region. According to Resolution No. 14, adopted by the World Assembly of Delegates of the OIE at the 79th General Session in May 2011, Cyprus is the only country in the region that has an official OIE-recognised FMD status as FMD-free country without vaccination.
233. In February 2011, Libya reported the reoccurrence of FMD, with two outbreaks involving 19 cases in cattle near Tripoli, and vaccinated 28,000 sheep, goats and cattle in response to these outbreaks. The OIE FMD Reference Laboratory at Pirbright, United Kingdom, confirmed the presence of FMD virus serotype O.
234. The Palestinian Autonomous Territories reported FMD as having been endemic since February 2009. Serotypes O and A were reported in 2010. A total of 395,299 sheep, goats and cattle were vaccinated against FMD.
235. Israel reported two FMD events in 2011, both due to serotype O. In March 2011 an event was reported in domestic animals in Kineret, Hazafon. A second event was reported in the Hazafon and Haifa areas in April 2011, with 15 outbreaks and a total of 440 cases; the outbreaks were controlled using vaccination, quarantine, zoning and movement control.
236. The disease is endemic in Sudan and is reported almost every year during the cold months of the year. In indigenous cattle, it has a minor clinical impact. In 2011, surveillance was conducted in 12 northern states to update information on FMD in order to start a comprehensive vaccination programme. During the period 1 January to 30 June 2011, six outbreaks were recorded based on clinical signs, three in Khartoum State and one each in River Nile, Blue Nile and Gazira States.
237. In Kuwait, during the period January to June 2011, serotype O was detected in an outbreak in dairy cattle in the Sulaibiyah area of Al. Jahra governorate. Clinical disease (mild form) was also reported in sheep and goats during this period. The outbreak in cattle was contained through emergency vaccination, movement control, treatment and disinfection of the infected premises.
238. In its first six-monthly report for 2011, Qatar reported having undertaken routine vaccination programmes for FMD involving 73,602 cattle, sheep and goats.

239. In Turkey, FMD control is achieved through vaccinating cattle twice a year and sheep once a year. The surveillance programme is scheduled to take place in September and October 2011. The status of "FMD free zone where vaccination is practised" for the Thrace Region of Turkey was approved by the OIE Assembly in May 2010. Active disease surveillance and sero-surveillance have been conducted on a regular basis in the whole of the susceptible livestock population of Thrace Region in order to confirm the absence of disease. In accordance with the sero-surveillance planning scheme, 12,756 serum samples were collected from large ruminants (cattle and water buffalo) and small ruminants (sheep and goats) in 195 epidemiological units in 5 provinces (Çanakkale, Edirne, Istanbul, Kırklareli and Tekirdağ) in autumn 2010 for testing. The overall initial positive rate was 0.38%. Initially positive sera were retested again using the same NSP ELISA and five out of 48 initially positive sera were again found to be positive. Following the assessment by the OIE Scientific Commission for Animal Diseases of a report received from the OIE Delegate of Turkey on the FMD surveillance in wild animal population in the Thrace region, the "FMD free zone where vaccination is practised" status for the zone designated by the Delegate of Turkey in documents addressed to the Director General in November 2009 and in March 2010, as recognised by the OIE World Assembly of Delegates in terms of Resolution XV in May 2010, is suspended with effect from 6 September 2011.
240. Jordan implements an annual vaccination programme. Cattle are vaccinated up to four times a year and sheep and goats twice a year. The private sector imported and vaccinated 491,988 sheep, 157,773 goats and 36,982 cattle during the period January to June 2011.
241. In Somalia, an FMD survey was carried out in the north of the country in June and July 2011, with 557 and 364 serum samples being collected, respectively; these samples will be tested at the FMD regional laboratory in Kenya. For Central and Southern Somalia, the FMD survey was postponed until November 2011 due to the current drought situation. In addition, 8,000 sera from a 2006 survey were sent to the OIE Reference Laboratory in Pirbright (United Kingdom). The results showed the presence of antibodies to O, A, SAT-1, SAT-2 and C serotypes.
242. In 2009 and 2010, the Iraqi Central Veterinary Services carried out a national survey for FMD in all parts of the country, including in the Kurdish Region. With respect to 2011, a total of 364 outbreaks were reported, with 22,537 cases and 1,225 deaths, involving sheep, cattle and buffaloes. The vaccination programme involved 1,532,390 bovines.
243. In Syria, surveillance on the epidemiological situation of FMD in cattle and sheep was carried out through testing of about 10,000 blood serum samples from cattle and sheep. Surveillance was conducted to test post-vaccine efficiency against FMD with a protection ratio by level of antibodies above the protective level specified by the vaccine producer (over 75% of serum samples were positive). The total number of FMD vaccinated animals, under the vaccination plan carried out by the Veterinary Services up to the end of June 2011, was 1,168,000 cattle and 3,145,500 sheep. Mass vaccination in the second half of the year will be applied in sheep. During the epidemiological and serological surveys, no FMD outbreaks have been detected.
244. Figure 9 shows the distribution of FMD occurrence in 2010-2011 by serotype, based on the information provided by 22 countries. Out of the 16 countries that declared the disease present, four did not provide quantitative data. United Arab Emirates is the only country that reported, in its first six-monthly report for 2010, FMD present only in wildlife and not in the domestic animal population. Egypt reported the disease present in its first six-monthly report for 2010 while it was reported absent in second six-monthly report 2010 as well as in the first semester of 2011. A total of 6,045 outbreaks have been notified in the Middle East region in 2010 and 2011.

**Figure 9: Foot and mouth disease distribution by serotype during 2010 and early 2011**



245. The persistence of three FMD serotypes (A, O, Asia 1) in the Middle East throughout large portions of the region indicates the need to maintain efforts to control the disease. Cross-border movements of animals and animal products contribute to the spread of FMD serotypes. Each control plan needs to be tailored to national needs and the capacity to control the disease. Besides the procedure for OIE official recognition of FMD status (FMD free with or without vaccination), there is the newly launched FAO/OIE Progressive FMD Control Pathway. This roadmap can be used by OIE Members not yet ready to achieve official recognition status, to make progress with controlling the disease. By following the different steps, countries may eventually, in the medium or long term, achieve an officially recognised FMD free status.

### Bluetongue

246. Bluetongue (BT) is caused by a virus of the family *Reoviridae*, genus *Orbivirus*. BT virus (BTV) species contain 24 recognised serotypes. This number is increasing with the identification of new serotypes. Midges are the only significant natural transmitters (genus *Culicoides* spp.). Thus, the distribution and prevalence of the disease is governed by ecological factors (i.e. high rainfall, temperature and humidity, and soil characteristics); hence, in many parts of the world, infections have a seasonal occurrence.

247. Several BTV serotypes have been reported around the Mediterranean basin and in the Middle East. Vaccination campaigns have been undertaken for several BTV serotypes, on either a compulsory or voluntary basis.

248. Cyprus reported six outbreaks with 34 cases in November 2010 due to serotype 16 and indicated that BT was absent in the first six-monthly report for 2011. A revised surveillance programme covers almost all areas of the Republic. The area has been divided into grids and, when possible, a farm of sentinel animals has been selected. Sero-surveillance is carried out on a monthly basis in bovines, sheep and goats. In sentinel farms, entomological surveillance is carried out with *Culicoides* catches on a weekly basis. The insect catches are sent abroad for typing.

249. Turkey notified an outbreak of the disease due to BT-16 in May 2010 in sheep (the previous occurrence was in 2000). Quarantine, animal movement restrictions, vaccination, and control of insects were implemented in response to the outbreak. In March 2011 the event was declared closed.

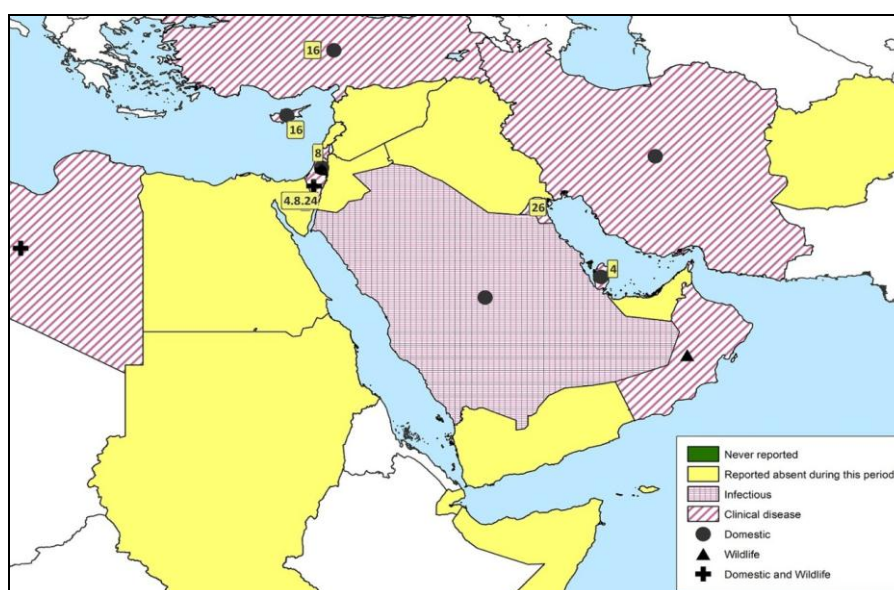
250. In April 2010, Qatar declared the first occurrence of BTV-4 in the country. Four outbreaks with 102 cases were reported.
251. In Kuwait, in the period January to June 2011, based on the passive surveillance programme for bluetongue, more than 200 samples were serologically positive and in two cases bluetongue antigen was detected. Novel BTV serotype 26 was identified in the previous outbreaks.
252. Iraq reported the absence of BT. The Veterinary Authority is planning to increase the capacity of the Veterinary Services (including laboratories, monitoring and an early warning system) to improve their early warning capabilities.
253. Overall, the number of newly reported outbreaks worldwide decreased significantly from 2008 to 2010, as shown in Table 3.

**Table 3: Number of bluetongue outbreaks between 2008 and 2010, by year and by region**

	<b>2008</b>	<b>2009</b>	<b>2010</b>
<b>Africa</b>	74	238	70
<b>Americas</b>	2	2	1
<b>Asia and Oceania</b>	144	77	3
<b>Europe</b>	44802	1040	27
<b>Middle East</b>	<b>48</b>	<b>57</b>	<b>15</b>
<b>Total</b>	<b>45 070</b>	<b>1 414</b>	<b>116</b>

254. Figure 10 shows the distribution of BT occurrence in 2010-2011 by serotype, based on the information provided by 22 countries. Serotypes 4, 8, 16, 24 and 26 were reported to be circulating in the Middle East. Although the disease was reported present by nine countries, only Cyprus, Kuwait, Palestinian Autonomous Territories, Qatar and Turkey indicated which serotypes were circulating. In 2010, Saudi Arabia was the only country that reported the infection in domestic animals. Oman reported the disease only in wildlife in 2010 and absent in 2011. Bahrain is the only country in the region to have reported that BT has never occurred.

**Figure 10: Bluetongue serotypes reported in the Middle East in 2010 and 2011**



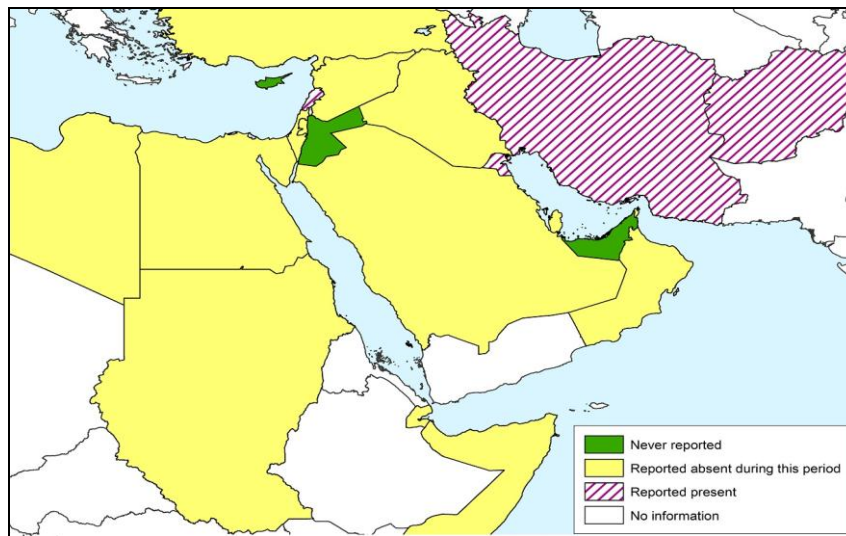
255. Several BTV serotypes have been reported in the region. Surveillance needs to be maintained in order to detect the occurrence of any new serotype. Diagnostic tests need to differentiate between serotypes in order to tailor the control measures to the epidemiological situation in neighbouring areas. The introduction of a new BT serotype has to be addressed by Veterinary Authorities by adapting the measures according to the epidemiological situation (e.g. vaccination, stamping out, quarantine).

### Glanders

256. Glanders is a zoonotic infectious disease caused by the bacterium *Burkholderia mallei* of the *Burkholderiaceae* family. It mainly affects Equidae, humans and occasionally Felidae; infections are usually fatal. Donkeys are most susceptible, mules somewhat less and horses demonstrate some resistance, manifested in a chronic form of the disease, especially in endemic areas. Susceptibility has been demonstrated in camels, bears, wolves, dogs and small ruminants if kept in close contact with glanderous horses. Forms of glanders in animals are usually described according to the location of the primary lesions; thus, three forms of the disease are commonly described: nasal, pulmonary and cutaneous.
257. In Kuwait, a surveillance programme was started in April 2010. In 2010, 11 positive cases were identified out of 3,609 samples tested by the National Veterinary Laboratory and the Central Veterinary Research Laboratory (CVRL) in Dubai, United Arab Emirates. A total of 478 samples, consisting of positive, contact and randomly selected negative samples, were submitted on four occasions to the Reference Laboratory for glanders in Germany and all tested negative. No positive cases have been identified in samples that were submitted from January to June 2011.
258. Iran has reported the presence of glanders. In the first semester of 2010, nine outbreaks were reported in the provinces of East Azerbaijan, Esfahan, Kurdistan, Tehran and North Khorasan.

259. In April 2011, Bahrain reported the reoccurrence of glanders in the north of the country. On 7 December 2010, the Glanders Committee started the country's second surveillance of all equine species (horses, mules, donkeys and ponies) and camels sharing the same stables. For this purpose, the country was divided into two zones, North and South. The surveillance began firstly in the areas where infected horses had been found in the first round of surveillance and the samples taken were tested using the complement fixation test (CFT) and c-ELISA by the OIE Reference Laboratory (CVRL), Dubai, United Arab Emirates) and the Bahrain National Veterinary Laboratory. By the end of June 2011, nine outbreaks, with 13 equids affected, had been detected in the North zone. In the South zone, all equids were tested twice by CFT and c-ELISA at the CVRL and all were negative. The control measures applied are quarantine for 6 months and stamping out.
260. Lebanon notified the first occurrence of glanders in July 2011. The outbreak, which occurred in the Beirut region, involved three cases; 25 horses were destroyed. The reported source of the outbreak was the illegal movement of animals. The control measures implemented were quarantine and modified stamping out. 25 additional outbreaks were reported during the first semester 2011. Surveillance, screening and stamping out were applied to control the disease. An eradication plan for glanders is in preparation.
261. Afghanistan notified the first occurrence of glanders in August 2011 (the disease had been reported as suspected in 2009). The event started in June 2011 in Kabul, Dahsabaz region, and involved three cases, a horse found dead and two horses that were destroyed. The reported source of the outbreak was the movement of animals in transit, 130 equines being transported from Pakistan to Kabul, following intensive animal movements in the region. Two sick and one dead animal were found by the epidemiology team during the first visit. Quarantine was implemented.
262. In 2010-2011, four countries, namely Bahrain, Iran, Kuwait and Lebanon, notified glanders as present. Kuwait reported the disease absent in the first six-monthly report for 2011 (Figure 11).
263. At the beginning of 2011, Syria conducted a survey to determine the glanders situation in horses. More than 3,000 blood serum samples were collected from horses in all provinces and tested by CFT. In 2011, a contingency plan for glanders control in horses has been adopted, including a notification system, control methods for possible outbreaks and identification procedures for animals entering Syria. It also includes a testing and reporting system, definition of functions for each of the local authorities in case of notification as well as methods of disposal for infected animals and contaminated animal products.

**Figure 11: Distribution of glanders reported in the Middle East in 2010 and 2011**



264. Glanders is known to have been present as a chronic disease in the Middle East for a long time. Because of its subclinical presence in horses, the disease could remain unnoticed given the absence of sero-surveillance monitoring programmes in almost all countries of the region.
265. For this reason, countries in the region that are reporting the absence of the disease should conduct an exhaustive active surveillance programme of the equine population, combined with a programme of identification of all horses, in order to confirm the absence of the disease. In some cases, inadequacies in terms of early detection and laboratory diagnosis capacity, coupled with under-reporting of the disease, may well have facilitated the spread of glanders in the region. Furthermore, disease diagnosis is mainly carried out by private veterinarians, who often work independently of the official veterinary authorities and might not report the disease to the authorities in order to protect their clients. This would make it difficult to monitor the true glanders situation in the countries concerned and might explain the apparent recent spread of glanders, as notified by certain countries. It is also important to implement an identification programme for all horse populations and not only for those of high value, since any affected horse can jeopardise the animal health situation of the country and neighbouring countries, and lead to a ban on horse movements both within and outside the country.

### Brucellosis

266. Brucellosis due to *Brucella abortus* and brucellosis due to *B. melitensis* are infectious diseases that are widespread throughout the world. Both are zoonoses commonly transmitted through abrasions of the skin from handling infected mammals or through the food chain and are clinically characterised by one or more of the following signs: abortion, retained placenta, epididymo-orchitis, epididymitis and, rarely, arthritis, with excretion of the organisms in uterine discharges and in milk.
267. Brucellosis due to *B. suis* has not been reported during 2010 and 2011 in the Middle East. In all countries in the region the disease is absent or has never been reported. In Cyprus, since 1999, the Veterinary Services have been carrying out an annual surveillance programme for various swine diseases, including brucellosis due to *B. suis*. Around 50 holdings are randomly selected for verification every year.



268. Brucellosis due to *B. abortus* is endemic in Sudan and two outbreaks have been reported in 2011. Moreover, sero-surveillance was conducted in Khartoum State and about 8,318 serum samples were collected and tested. Positive results were found in 23.7% of cattle samples, 12.1% of camel samples, 4.3% of goat samples and 2.0% of sheep samples.
269. In the United Arab Emirates, epidemiological monitoring of brucellosis due to *B. abortus* and *B. melitensis* was carried out in January and February 2011 through inspection of sheep and goats in Abu Dhabi. This was completed by surveillance procedures in the rest of the United Arab Emirates. Surveillance was carried out by visual inspection of animals and collection of samples (14,000 samples), all of which were found to be negative.
270. In Kuwait, surveillance for bovine brucellosis due to *B. abortus*, as part of the national control and eradication programme, started in 2009. A test and slaughter policy was adopted and compensation for affected farm or animal owners was facilitated as part of the eradication programme. The percentages of infected animals significantly decreased up to June 2011. Thirty-two (0.17%) positive cases were identified out of 18,126 animals tested during the period January to June 2011. All positive animals were sent to the slaughterhouse. *B. melitensis* is controlled by a routine vaccination programme and, during the period January to June 2011, a total of 59,802 sheep/goats were vaccinated.
271. As part of its brucellosis eradication programme, Qatar has implemented a test and slaughter policy, with compensation.
272. In Jordan, brucellosis due to *Brucella melitensis* is the only form of brucellosis to have been identified in livestock and humans. During the period January to June 2011, 615,838 sheep and goats were vaccinated with a *B. melitensis* modified live vaccine (strain REV-1).
273. Cyprus has carried out eradication programmes for brucellosis in bovines and small ruminants. The programmes are based on a test and slaughter policy, with killing of positive animals or positive herds; vaccination is prohibited, control measures rely on movement control, and there is a compensation programme. Two hundred and seventy-six (84%) out of a total of 329 bovine herds<sup>5</sup> and 2,559 (80%) out of a total of 3,204 sheep and goat flocks have been declared officially free from brucellosis. The remaining herds/flocks are undergoing a procedure with a view to achieving official brucellosis free status. No flocks were found to be positive for ovine and caprine brucellosis in the first semester of 2011.
274. In Syria, a survey was conducted to assess the brucellosis situation in cattle markets. ELISA tests were performed on 1,500 bovine sera samples for the detection of *Brucella* antibodies. There were several brucellosis outbreaks in Damascus and Aleppo with a total of 45 infected sheep. Animals within a 20-km radius of the outbreaks were vaccinated. The total number of animals vaccinated against brucellosis by the end of June 2011 as part of the vaccination plan being carried out by the Veterinary Services was 89,053 cattle and 1,635,500 sheep.
275. In 2011, Iraq reported 101 brucellosis outbreaks, in which 88 sheep died. A vaccination programme is in place and 2,490,376 sheep and goats have been vaccinated.
276. In most countries in the region, *B. abortus* and *B. melitensis* are notifiable; there are control programmes and general surveillance is applied. Sudan is the only country that performs zoning for *B. abortus*. Table 4 shows the other control measures reported in 2010 and in the first half of 2011.

---

<sup>5</sup>

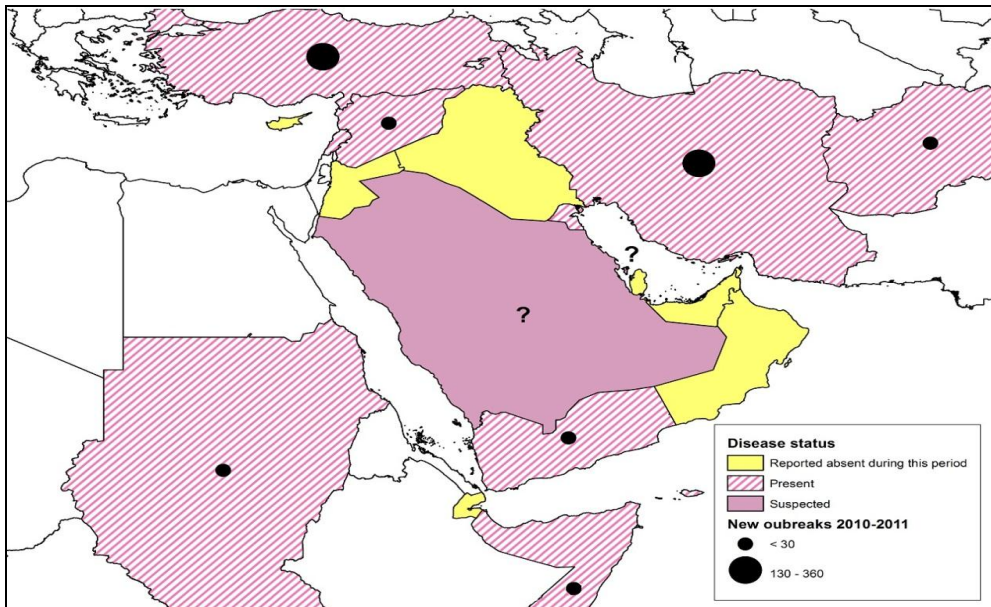
Source: Cyprus Annual report 2010 available in WAHID

**Table 4: Control measures in the Middle East for brucellosis due to *B. abortus* and *B. melitensis***

COUNTRY	Monitoring		Screening		Vaccination		Movement control		Stamping out	
	<i>B. abortus</i>	<i>B. melitensis</i>	<i>B. abortus</i>	<i>B. melitensis</i>	<i>B. abortus</i>	<i>B. melitensis</i>	<i>B. abortus</i>	<i>B. melitensis</i>	<i>B. abortus</i>	<i>B. melitensis</i>
Afghanistan	Yes	Yes								
Bahrain	No information									
Cyprus			Yes		Prohibited					
Djibouti	No information									
Egypt				Yes						Modified
Iran	Yes	Yes	Yes	Yes	Yes	Yes	Yes		Modified	Modified
Iraq	Yes	Yes	Yes	Yes		Yes				
Jordan	Yes	Yes	Yes	Yes	Yes	Yes	Yes			
Kuwait		Yes				Yes				
Lebanon				Yes	Yes	Yes				
Libya		Yes		Yes						Modified
Oman		Yes				Yes				
Qatar	Yes	Yes	Yes	Yes	Prohibited	Prohibited			Yes	Modified
Saudi Arabia	Yes	Yes	Yes			Yes	Yes		Yes	
Somalia			Yes							
Sudan			Yes							
Syria	Yes	Yes	Yes	Yes	Yes		Yes	Yes	Modified	Modified
Turkey			Yes	Yes	Yes	Yes	Yes	Yes	Modified	
UAE	No information									
Yemen	No information									

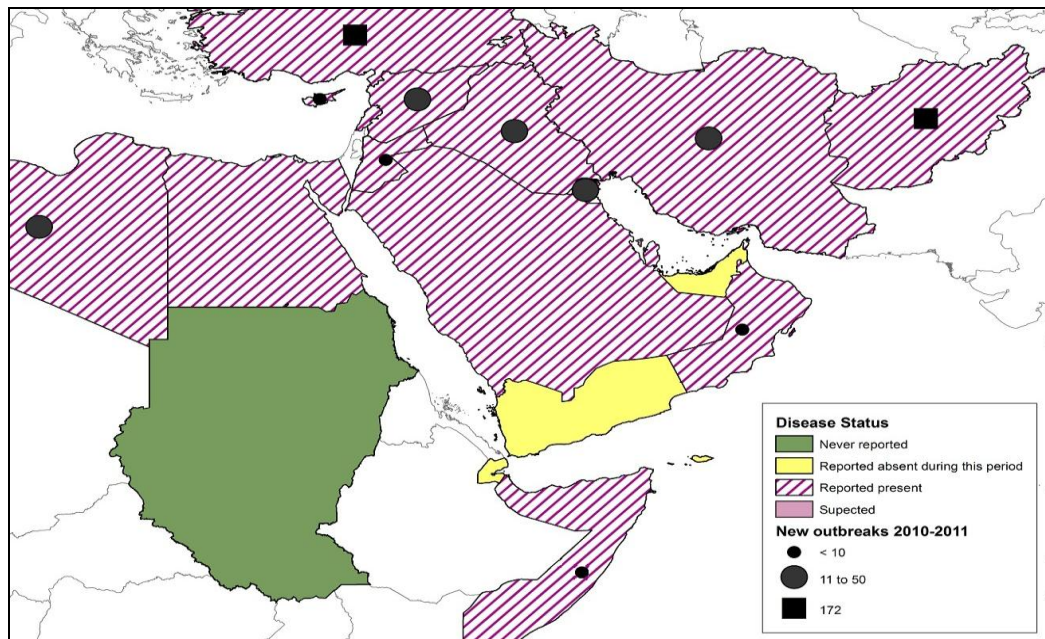
277. Figure 12 shows the distribution of brucellosis due to *B. abortus* in 2010-2011, based on the information provided by 18 countries. Egypt and Libya did not provide data for *B. abortus*. Bahrain and Saudi Arabia reported that the disease was suspected. Cyprus, Djibouti, Iraq, Jordan, Oman, Qatar and United Arab Emirates reported that the disease was absent. Ten countries reported the disease present. Lebanon was the only country that reported the disease present but did not provide quantitative data. Turkey reported the highest number of outbreaks (360 outbreaks with 888 cases), followed by Iran (131 outbreaks, with 231 cases).

**Figure 12: Distribution of brucellosis due to *B. abortus* reported in the Middle East in 2010 and early 2011**



278. Figure 13 shows the distribution of brucellosis due to *B. melitensis* in 2010-2011, based on the information provided by 20 countries. Bahrain reported that the disease was suspected. Cyprus reported the disease present in 2010 and absent in the first six months of 2011. Fifteen countries reported the disease present, three of which, Lebanon, Qatar and Saudi Arabia, did not provide quantitative data. Turkey reported 172 outbreaks (2,739 cases) and Iraq reported 32 outbreaks (3,178 cases).

**Figure 13: Distribution of brucellosis due to *B. melitensis* reported in the Middle East in 2010 and 2011**



279. Veterinary Services in the Middle East have official brucellosis prevention, control or eradication programmes in order to reduce the negative impact of this zoonosis on public health and to improve the competitiveness of national animal production, since brucellosis is an endemic disease in most of the countries of the region. In the countries that have an on-going eradication programme, mass vaccination should be applied where the prevalence is high to bring it to a lower level; then, a test and slaughter strategy with compensation for farmers should be put in place in order to progress towards eradicating the disease.

#### Peste des petits ruminants

280. Peste des petits ruminants (PPR) is an acute contagious disease caused by a Morbillivirus (family *Paramyxoviridae*). It mainly affects sheep and goats and occasionally affects small ruminants living in the wild. Infected animals present clinical signs similar to those of rinderpest in cattle, from which it must be differentiated. PPR occurs in African countries, in the Arabian Peninsula, throughout most of the Near East and Middle East and in south-west Asia.

281. In 2009–2010 the Iraqi Central Veterinary Services carried out a national survey for PPR disease in all parts of the country. Iraq reported 39 PPR outbreaks in 2011, with 695 cases and 96 deaths and affecting only sheep. The vaccination programme involved 1,125,578 sheep and goats.

282. The outbreaks of PPR recorded in Somalia indicated a gradual spread of the disease eastwards. A vaccination campaign was carried out in the affected and surrounding areas in July 2009 and similar vaccination campaigns were carried out in Puntland and South and Central Somalia. Following the eradication of rinderpest, the country is embarking on control of PPR, contagious caprine pleuropneumonia and sheep and goat pox by means of vaccination.

283. Jordan has not reported any outbreaks of PPR since 2000. PPR vaccine is currently used in small ruminants annually (at age 3 months, then annually). In the first semester of 2011, 755,541 sheep and goats were vaccinated with attenuated homologous live vaccine (strain PPR Nig 75/1).

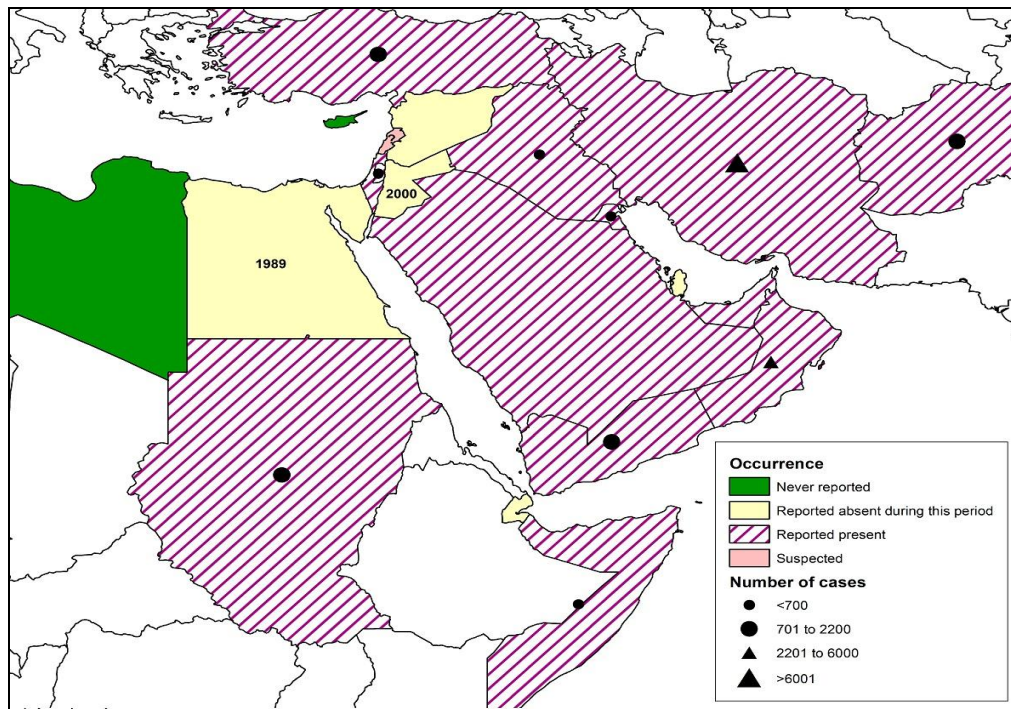
284. In Qatar, Turkey and United Arab Emirates, PPR control is achieved mainly by vaccination. Qatar vaccinated 28,402 sheep and goats between January and June 2011. In Kuwait, emergency vaccination was implemented in the PPR outbreaks that occurred in the period January to June 2011.

285. In Sudan, PPR was observed for the first time in February 1971. In 2008, PPR was identified as a priority disease for the country. In 2010, surveillance conducted in 15 States identified 13 outbreaks and 2 368 879 sheep were vaccinated against the disease. During the period January to June 2011, surveillance was conducted in three states (Kassala, River Nile and Khartoum). A total of 1,085 serum samples were collected from sheep and goats. Seventeen outbreaks were reported during the first semester 2011 and 3,292,404 sheep were vaccinated against the disease.

286. In September 2011, Israel notified the reoccurrence of PPR, in Umm Al-Fahm, Hadera, Haifa; the previous occurrence of the disease was in February 2006. The origin of infection, as stated by the Veterinary Authorities, was the illegal movement of live animals. The affected flock comprised six ewes and 48 lambs; 13 animals were affected and there were five deaths.

287. In the whole of the Middle East, in 2010, a total of 2,199 outbreaks with 55,300 cases were notified. Saudi Arabia, Somalia and United Arab Emirates reported the disease present but without providing quantitative information.
288. To date, four countries have submitted quantitative information in 2011 (through immediate notifications and six-monthly reports). These are Afghanistan, Israel, Sudan and Somalia, with a total of 95 outbreaks and 1,929 cases. Figure 14 shows the distribution of PPR in the Middle East taking into account data for 2010 and 2011.

**Figure 14: Distribution of PPR reported in the Middle East in 2010 and 2011**



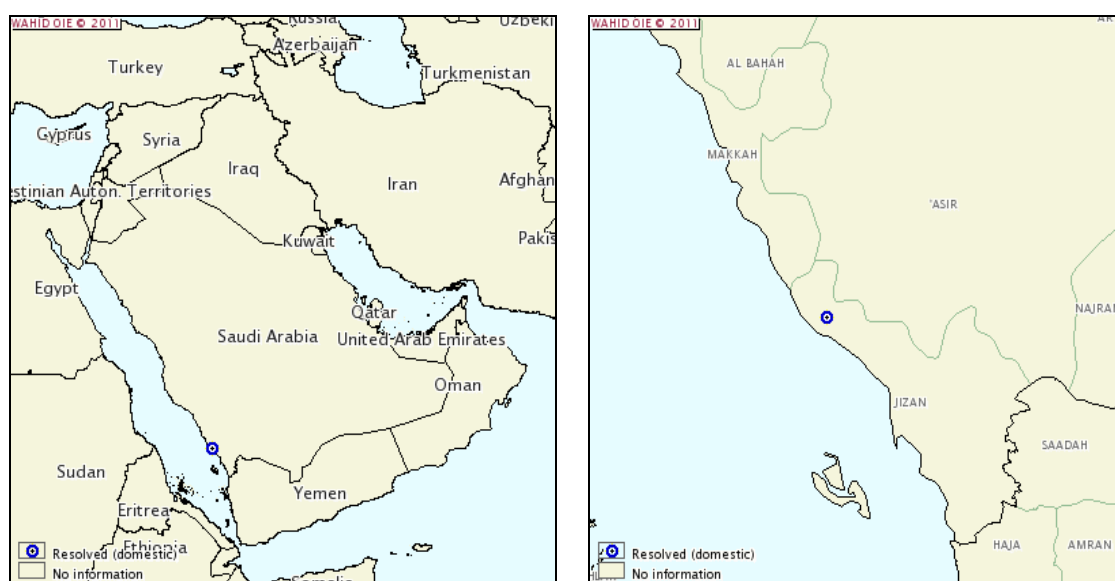
289. The disease is still present in several parts of the region. It is important that non affected countries deploy control measures, such as precautions at the border, quarantine, movement controls within the country, and reinforced vaccination, to contain or prevent the introduction of the disease.

### White spot disease

290. White spot disease (WSD) is considered to be infection with the virus white spot syndrome virus-1 (WSSV), which belongs to the *Whispovirus* genus in the *Nimaviridae* family. The infection can affect all crustaceans from marine, brackish and freshwater sources. WSD is the most serious threat facing the shrimp farming industry, because all farmed penaeid shrimp species are highly susceptible to infection, often resulting in high mortality. Crabs, crayfish, freshwater prawns, spiny lobsters and clawed lobsters are susceptible to infection but morbidity and mortality are highly variable. Clinically, WSD is characterised by one or more of the following signs: presence of white spots under the cuticle and a high degree of colour variation; reduction in feed intake, increased lethargy, movement of moribund crustaceans to the surface of the water; the intensity of the symptoms depends on the affected species.

291. In the Middle East, Iran was the only country that reported the presence of the disease, in 2005, 2007 and 2008. In April 2011, Saudi Arabia reported its first occurrence of the disease, with one outbreak in Ras Attarfa, Sebiya, Jizan, on the Red Sea, which involved 475 cases in *Penaeus indicus* shrimp, with a 95% mortality rate and a 100% case fatality rate (Figure 14). The disease was confirmed by the Aquaculture Pathology Laboratory, Department of Veterinary Science and Microbiology, University of Arizona (OIE Reference Laboratory for white spot disease). Stamping out, quarantine, animal movement restrictions, zoning and disinfection of infected premises were implemented in response to the outbreak. In August 2011 the event was declared closed. The source of the outbreak could not be determined.

**Figure 14: White spot disease outbreak in Saudi Arabia in 2011**



292. In 2010-2011, eight countries reported the disease as 'never reported' (Afghanistan, Bahrain, Cyprus, Jordan, Somalia, Sudan, Syria and United Arab Emirates) and two countries (Egypt and Iran) notified it as 'absent'. The following nine countries did not provide information on the disease: Iraq, Djibouti, Kuwait, Lebanon, Libya, Oman, Qatar, Turkey and Yemen.

## Discussion

293. Dr Ali Al Sahmi, Chairman of the session, thanked Dr Cáceres for the detailed presentation. He reminded the Delegates of the Commission the importance to notify, on a timely manner, the animal health situation of their countries.
294. Making reference to glanders, he highlighted that the occurrence of new diseases spreading in the Region necessitate a timely response from affected and non-affected countries thus the importance to notify rapidly to the OIE.
295. The Delegate of Bahrain indicated that his country had a Free Zone for glanders and this zone was recognised by the European Union and asked for this information to appear on the WAHID.

296. Dr Nabilah Al Khalil, Delegate of Kuwait, asked for clarification regarding the information sent by her country.
297. Dr Paula Cáceres explained that the information included on her report was based on the specific animal health report requested to Member Countries for the Conference.
298. The Delegate of Sudan expressed his wish that countries of the Region share information and experiences especially on glanders and bluetongue. He also indicated that an avian influenza simulation exercise, not reported in the presentation, was held in Sudan in 2010.
299. Dr Cáceres explained that, in order to be recorded by the OIE, the simulation exercises have to be notified in advance to the OIE.
300. The Delegate of Oman stressed the value for countries to notify the OIE of simulation exercise in advance in order to avoid any rumour of disease occurrence. He also reiterated the importance of notifying not only the OIE but also neighbouring countries when diseases occur so they can take appropriate measures.

### **Case Study**

#### **The use of veterinary drugs for bees diseases and its effect on honey production**

301. The Session Vice-Chairman Dr Al Qahtani, Delegate of Qatar, invited Dr Lotfi Bahri, Pharmaco Analyst expert of the National Veterinary School in Tunisia to present a case of study on the use of veterinary drugs for bees diseases and its effect on honey production.
302. Dr Lotfi Bahri began his presentation mentioning that honey bees are a highly valued resource. They are prized for their productions: honey, beeswax, royal jelly and propolis. There is an increasing world demand in honey: the product is associated to "a natural, pure and healthy» image. Honey bees contribute also to the national food products through pollination activity of a large number of agricultural crops.
303. Dr Bahri underlined that, despite their importance for the agriculture, bees are considered a minor species and drugs to treat them are included in a category known as minor use (MUMS). Products for bees are a small market segment and commercially unattractive. The lack of authorized veterinary medicinal products (VMPs) is seen as one of the reasons of the decline in bee population around the world in the last few years.
304. He commented that there are few EU-approved drugs available for bees. Currently, there are no antibiotics and sulfonamides registered in EU to treat bacterial diseases in bees. Also, no maximum residue limits (MRLs) have been established in honey. However, antimicrobial substances could be used in apiculture in the EU based on the cascade system for veterinary medicines under MUMS. The use is only permitted under certain circumstances, i.e. under veterinary surgeon supervision and by applying long withdrawal period. Moreover, there are no drugs to treat nosemosis, the most damaging adult bee disease. Fumagillin is no longer licensed in the majority of EU member states since 2002.

305. The speaker explained to the audience that the use of antimicrobial substances in apiculture varies considerably among countries. In the USA, Canada and Argentina, preventive treatments with antibiotics are considered a routine procedure to prevent outbreak of American foulbrood. The extensive use of antibiotics and acaricides can cause residues in honey. Antibiotics residues in honey show a relatively long half-life and they may have toxic effects on the consumer. A reduced availability of VMPs for bees may contribute to off-label and sometimes illegal use of medicines by the beekeepers which can result in high levels of residue. In addition, the development of resistance against pharmaceuticals is a major concern. Examples include resistance of strains of *Paenibacillus larvae*, the causal agent of American foulbrood, against oxytetracycline in the USA, Canada and South America. Acaricide resistance has also emerged in Europe, reducing the effectiveness of VMPs authorized in controlling *Varroa destructor*.
306. Dr Bahri indicated that honey bees are classified as food producing animals, thus the establishment of a MRL for honey is necessary before a marketing authorization for a VMP can be granted. The establishment of MRLs for pharmacologically active substances of authorized veterinary medicinal products in foodstuffs of animal origin is in the present governed by a new EU Regulation N° 37/2010 repealing Council Regulation (EEC) N° 2377/90. The new regulation introduces also an obligation to adapt Codex Alimentarius MRLs without further risk assessment. This results in reduced costs, and time period to obtain a marketing authorization and thus in more VMPs available.
307. He then explained that assessment of residues in honey is complex. In honey matrix, there is no time dependent/elimination of residues. Once treatment is done, residues remain in honey. Residues of antibiotics in honey are also dependent on the application method (dusting, bulk feeding, and extender patties). The marker residue concept may not be easily applied in honey. Very few withdrawal periods from treatment to honey harvest have been established.
308. Dr Bahri highlighted that the new EU regulation on pharmacologically active substances used in VMPs ensures consumer health protection but also contributes to a progressive loss of many useful products and limits new product introductions.
309. Dr Lotfi Bahri concluded that to date difficulties to develop and market new VMPs have resulted in an internationally recognized severe shortage of veterinary drugs for bee diseases. Efforts to increase their number should be pursued in two directions: first through amendments on the present regulation leading to more innovation, less administrative burdens and secondly through research partnerships. These partnerships between the World Organisation for Animal Health (OIE), the European Medicines Evaluation Agency (EMA), the Committee for Medicinal Products for Veterinary Use (CVMP), universities, and pharmaceutical companies could facilitate sharing the data needed to support veterinary drug approvals for honey bees.

#### **Discussion**

310. Dr Al Qahtani, Conference Vice-Chairman, expressed his appreciation regarding the interesting presentation and thanked the speaker.
311. The OIE Regional Representative for the Middle East, Dr Ghazi Yehia, explained that the Delegate of Yemen, who cannot participate in this Conference, already expressed an interest in requesting a twinning process with OIE Reference Laboratory on diseases of honey bees.
312. He pointed out that Veterinary Services in the region were unfortunately not enough involved in the control of honey bee diseases and also reminded that they were however responsible for the notification of bee diseases to the OIE.



313. He informed the Commission that there will be a seminar for Veterinary Products OIE Focal Points in Casablanca (Morocco) in this coming December and that the issue of the use of veterinary drugs in honey bees would be on the programme.

#### **Update on the activities of the OIE Twinning process in the Middle East**

314. The Session Vice-Chairman, Dr Al Qahtani, invited Dr François Caya, Head of the OIE Regional Activities Department to present an Update on the activities of the OIE Twinning process in the Middle East.
315. Dr François Caya, Head of the OIE Regional Activities Department, started his presentation by providing some background regarding the need for improving the geographical distribution of laboratory expertise by promoting partnership between OIE Reference Laboratories and Collaborating Centers and laboratories of developing or in-transition countries, this being the basis for the creation of the Twinning concept.
316. He then provided a brief summary of the mandate, numbers, and geographical distribution of the OIE Reference Laboratories and Collaborating Centres.
317. Dr Caya provided more details regarding the Twinning concept itself. Among others, he presented the main objective of the concept when it comes to expertise and networking objectives. In regards to the scope of the Twinning concept, he stressed the importance of Twinning activities being focussed on expertise transfer and highlighted that no funding for hardware of upgrading of facilities should be planned through any Twinning activity. He explained that the ultimate aim of any Twinning activity should be to reach the OIE Reference Laboratory status while recognising that it was not always possible.
318. The Head of the OIE Regional Activities Department then described the different steps after a Twinning by expressing that the most important was for the candidate laboratory to become an active partner for the international scientific community.
319. He provided the Regional Commission with an update regarding the Twinning activities worldwide and highlighted the great success of the recent OIE Laboratory Twinning Feedback Workshop that took place on March 2011 and where good ideas have been put forward for the improvement of the Twinning concept.
320. Dr Caya also gave an update on the Twinning activities within the Middle East Region by providing relevant information on projects approved and underway as well as project approved and due to commence soon.
321. He explained that numerous proposals in the Middle East have provisions for projects to be funded by the candidate laboratories rather than by the OIE as usually done.
322. Dr Caya concluded by informing the audience that the OIE website provide a great source of information regarding capacity building activities in general and especially on the OIE concept of twinning between laboratories.

#### **Discussion**

323. Dr Al Qahtani, Delegate of Qatar and Vice chairman of the Conference mentioned that there were a lack of twinning in Middle East.
324. Dr Caya explained that it was the responsibility of the Regional Commission to propose Twinning activities to the OIE to undertake twinning activities. He pointed out that all steps for undertake a twinning process are available on the OIE Site.

325. Dr Caya invited the Delegate of Qatar to submit candidatures of any potential Laboratory for twining.
326. Dr Ghazi Yehia mentioned that, in the Middle East, there is a lack of OIE Reference Laboratories. There are many endemic diseases in the region and Reference Laboratories would be of good support to surveillance activities.
327. Dr Yehia also made reference to the different collaboration programmes that exist in the region such as the one on food safety between Italy and Lebanon.
328. Dr Yehia provided some details regarding the different Twining activities in the region. He also stressed on the need to develop a Network of Reference Laboratories in the region. He encouraged countries to choose among priority diseases and to request twining activities accordingly.
329. The Delegate of Oman questioned about the mechanism to become a Reference Laboratory and asked the possibility to be recognised for more than one disease. He also looked for clarification regarding the necessity of going through the Twining before applying for an OIE Reference Laboratory status.
330. Dr Caya explained that usually, Reference Laboratories recognitions are disease-based. However, if one laboratory wishes to be recognised for more than one disease, it should be done in a separate candidature.
331. Dr Monique Eloit, OIE Deputy Director General, clearly explained the difference to be made between national reference laboratories and OIE Reference Laboratories. In order to be a suitable candidate for OIE Reference Laboratory, the laboratory needs to demonstrate not only the quality of its work but also its international recognition.
332. She then explained that although it was not necessary to go through a Twining programme to become a Reference Laboratory, it could represent a step in a good direction.
333. The Delegate of Bahrain asked for clarification regarding the process for recognition of Reference Laboratories.
334. Dr Francois Caya, Head of the OIE Regional Activities Department, provided an extensive explanation regarding the process, starting from the submission of the dossier to the final recognition of the Reference Laboratory by the Assembly of Delegates, including the opinion of the Regional Commission.
335. He concluded by referring to the OIE Website where the overall process is provided.
336. The Delegate of Oman asked if a visit to the candidate Reference Laboratory was compulsory or if the submission of the complete dossier was sufficient.
337. Dr Caya said that currently most of the Reference Laboratories recognitions did not necessitate a visit to the establishment.
338. Dr Monique Eloit completed the information provided by Dr Caya by reiterating the importance of the scientific international recognition of the candidate, particularly through the compilation of the publications of the laboratory. Usually this information is sufficient for the Specialist Commissions to analyse the dossier.

## **Veterinary legislation implementation in the Middle East**

339. The Session Vice Chairman Dr Al Qahtani invited Dr Ahmed El Idrissi, Animal Health Officer, from FAO to present on the Veterinary legislation implementation in the Middle East.
340. Dr El Idrissi reminded Delegates that prevention and control of animal diseases contribute to food security, food safety, poverty alleviation, market access and animal welfare. These activities are implemented by both public authorities and private persons and institutions, and should be governed by appropriate legislation and regulations in line with international animal health standards as established by OIE and other relevant international organization and agreements.
341. He commented that the recent development at the international level, such as globalization, increasing trade opportunities, climate change and the (re) emergence of transboundary animal diseases that impact negatively on people's well-being, safety and livelihoods, has spurred many countries in Middle East to take a closer look at their laws, regulations and standards in order to ensure that these meet country's particular needs in light of its economy, trade, policies, government structures and its international commitments. Within this dynamic, several veterinary legislative texts have been introduced or adopted during the last decade to cover important animal health related issues such as control of animal diseases including quarantine, regulation of the veterinary profession and control of veterinary medicinal products.
342. Dr El Idrissi noted that the OIE evaluations of the performance of veterinary services conducted in many countries of the region over the past four years have identified critical deficiencies in the development and implementation of national legislation and regulations. Legislative frameworks in some countries do not depart from international norms. There is also a limited legal knowledge at the veterinary service level. In some cases, national legislation does not provide the necessary legal powers to public authorities to perform their duties at all levels and also does not state clear responsibilities of livestock owners and other stakeholders in observing the law. These deficiencies and others may hinder the effective delivery of veterinary services.
343. The speaker considered that despite the human, material and financial resources needed for the national veterinary services to function properly, efforts are under way in many countries in the region to complete their regulatory framework as a means to increase authority of each element in the veterinary domain to implement and enforce the overall animal health policies and strategies.
344. Dr El Idrissi closed his presentation highlighting that OIE through its veterinary legislation support programme along with FAO through the regulatory assessment programmes are assisting countries of the region to make an objective assessment of their veterinary legislation to discover the weaknesses and gaps and to identify how to then correct the deficiencies in order to contribute to a better consistency of national legislations with international standards.

### **Discussion**

345. Dr Al Qahtani thanked Dr El Idrissi for the comprehensive presentation. He highlighted that, following this presentation, there was no doubt about the great value of the OIE Veterinary Legislation Support Programme and urge countries to submit their request to receive OIE PVS Pathway missions.

346. The Delegate of Iraq explained that veterinary legislation guidelines has been develop by the Arabic Organisation for Agricultural Development (AOAD) and wished the document be share with the OIE. He also expressed the need for quarantine standards to be in line with the OIE.
347. Dr Aidaros provided more details regarding the AOAD initiative by explaining that this project was representing a framework more than a law per se. Consequently, countries are free to agree of not with its implementation.
348. Dr El Idrissi stressed that other organisations such as AOAD working on veterinary legislation should ensure to communicate their initiatives with relevant organisation such as the OIE and the FAO.
349. Dr Ghazi Yehia, Regional Representative for the Middle East, closed the discussion by indicating that although the OIE has an agreement with the AOAD and had been regularly invited the organisation to participate in OIE activities, they had never attend a meeting of the Regional Commission.

### **Presentations by international and regional organisations**

#### **World Society for Animal Protection (WSPA)**

350. Dr Wilkins, Chief Veterinary advisor for the WSPA, presented some of the projects that WSPA had set up in the Middle East countries. Most were concerned with the training in humane cat and dog control and in inspections of pet shops.
351. He also referred to the importance for the Middle East Region to start formulating a Regional Animal Welfare strategy for the implementation of OIE standards on this topic. He also emphasised on the importance to have appropriate standards on stray dog control.

#### **Food and Agriculture Organisation of the United Nations (FAO)**

352. Dr Markos Tibbo, Officer-in-Charge for the FAO Regional Animal Production and Health, presented the Animal Health Programs of FAO in the Near East highlighting the regional context and priorities of animal production and health for the region.
353. Dr Tibbo has also recalled FAO's structure in the decentralised offices.
354. He addressed the main aspects of the animal heath strategy at regional and country level highlighting the achievements with regard to coordination, training, capacity building, regional and country projects.
355. He mentioned the activities, challenges, future plans of the completed and ongoing projects of FAO on HPAI and FMD in Egypt and described the One Health initiative jointly promoted by FAO-OIE-WHO, International Frameworks (GF-TADs, GLEWS, and OFFLU), regional projects (VS strengthening, FMD, HPAI, etc.), and networks (e.g. REMESA). Public health would greatly benefit from the prevention and control of zoonoses.
356. Dr Tibbo reminded that FAO as knowledge network, policy adviser, hub for member countries to discuss global and regional issues, bringing knowledge to the field through various means. The regional office has been providing assistance to member countries through coordination of activities, managing regional networks.

357. He also stated that the monitoring of infectious animal diseases, resulting from the efficient management of an animal health network, constitutes an investment opportunity for national and foreign capital in the productive agro-business industry. The increasing contribution of animal production in regional economy would encourage all involved in the sector including producers and professional associations to strengthen their relations, defend their interests, and resources to enhance their capacities.

### **European Commission (EC)**

358. Dr Etienne Bonbon, Representative of the European Commission, highlighted recent trends in EU animal health international policy, increasingly moving from a “donor-recipient” to a “Partnership” relation with Developing and Emerging countries, especially the neighbouring countries. He recalled that the animal health status of the EU is linked with that of its neighbours.
359. He referred to the BTSF programme for Africa which is being implemented by OIE (PVS, Gap analysis, legal framework improvement, twinning of laboratory technicians and training Delegates & National Focal Points), and to the ad hoc BTSF programmes for animal health (HPAI, Rabies and PPR) addressed specifically to the Mediterranean region.
360. He highlighted that other tools are available and should be used, such as the veterinary twinning and the TAIEX workshops and seminars.
361. He finally added that in being a partner, the EU always tries to avoid duplication and seeks for coherence and consistency with others, including the OIE, and that nothing was possible without a strong and coordinated implication of the countries.

### **Date, venue and agenda items for the 12th Conference of the OIE Regional Commission for the Middle East**

362. Dr Ghazi Yehia, OIE Regional Representative for the Middle East, first reminded that, as per the adopted during the last meeting of the Regional Commission held during the 79th OIE General Session, Kuwait would have priority regarding the venue for the next Conference of the Commission.
363. Dr Nabilah Al Khalil, Delegate of Kuwait, proposed to provide the Commission with clear indication and commitment from her organisation regarding the possibility for her country to receive the next Conference at the next General Session in May 2012.
364. Dr Nasser Al Hawamdeh, Delegate of Jordan, indicated that, should Kuwait not be in a position to host the next Conference of the regional Commission, he would be pleased to offer hosting the Conference in his country.
365. Dr Yehia indicated that the final decision regarding the venue of the next regional Conference as well as the selection of the Technical Items will be taken during the meeting of the Commission in the margin of the 80th OIE General Session (May 2012).

### **Discussions of Recommendations N° 1 and 2**

366. Draft Recommendations Nos. 1 and 2 on the two Technical Items of the Conference were presented to the participants for discussions. A few amendments were called for in both recommendations, which were presented for final adoption on Thursday.

## **Wednesday 5 October 2011**

---

### **Professional and cultural guided visit**

367. The Government of Lebanon organised a professional and cultural visit.
368. Participants found the visit organised for the day by the host country to be of great interest. Sincere thanks to the organisers for their kind hospitality were presented.

## **Thursday 6 October 2011**

---

### **Vet 2011 special session**

369. Dr Faouzi Kechrid, OIE Sub Regional Representative for North Africa, made a special presentation on the 250th anniversary of the veterinary profession. He mentioned that, at the occasion of such an important celebration, the OIE and the main world veterinarian organizations proclaimed 2011 the “World Veterinary Year”.
370. Dr Kechrid noted that, 2011 is a very important year as it is also the year of the declaration of the global eradication of rinderpest, the celebration of the 30th World Veterinary Congress as well as the 1st World Veterinary Summit.
371. He explained that, during Vet2011, each country organised different activities to promote the image of the veterinary profession in order to demonstrate the crucial role of veterinarians in the society through the health, the food and the environment. Veterinarians are not only animal doctors and animal welfare advocates but also key public health stakeholders because of their crucial role regarding reducing global hunger, controlling zoonoses, monitoring food quality and safety, biomedical researching, and protecting the environment and biodiversity.
372. He concluded informing that, currently, Vet 2011 has 1394 corresponding members in 133 countries and more than 72 national committees over the world.

### **Discussion**

373. Dr Rida Elmais, President of the National Order of Veterinary Doctors of Lebanon, highlighted the importance of the close collaboration between official Veterinary Services and Veterinary practitioners.
374. Dr Ghazi Yehia, OIE Regional Representative for the Middle East, commented that nowadays the veterinary medicine is a highly respected profession which role has an ever increasing global responsibility.
375. On a more philosophical way, Dr Yehia continued by mentioning that the veterinary medicine can be considered as a component of world peace as it supports the human-animal bonding, and ensures animal health and welfare, control emerging, exotic and foodborne diseases and promulgate livestock and poultry health and food safety.
376. He concluded by saying that, prevention, control and treatment of animal diseases will remain an essential component of animal productivity and welfare and that the task of the veterinary professionals: respect, love, compassion, wisdom, care and directed intention to heal are also essential components of good veterinary medicine.

### **Adoption of the draft Final Report and Recommendations**

377. Dr Eloit explained the procedures to adopt the report of the Conference and the recommendations. The Delegates are allowed to comment or make suggestions which are taken into account during the Conference, but additional comments on the report, received by 21 October 2011 at the OIE Central Bureau, will also be considered. However, the recommendations need to be adopted during the session and cannot be changed later on.
378. The report was adopted with few minor amendments.
379. The two recommendations were also adopted.
380. The traditional motion of thanks for the host country was read by Dr Kassem Al-Qahtani, Delegate of Qatar and President of the Commission.

### **Closing ceremony**

381. A representative of the Minister thanked and congratulated the Conference for the successful work done during the week.
382. He reiterated the interest of the Government of Lebanon in veterinary activities and acknowledged the importance of OIE recommendations adopted during the Conference. He highlighted that Lebanon is ready to apply those recommendations.
383. He then thanked the OIE for its usual and continued support to the Veterinary Services in Lebanon and around the world.
384. He expressed his sincere appreciation to Dr Monique Eloit, OIE Deputy Director General, Dr Correa Messuti, President of the World Assembly of Delegates and Dr Ghazi Yehia, OIE Regional Representative, for all the support provided during the Conference.
385. To conclude he thanked the Delegates for their active participation during the week and hoped that they had a fruitful stay in Lebanon.
386. Dr Kassem Al Qahtani, Delegate of Qatar and President of the Commission, thanked all participants and encouraged them to attend the next meeting of the Commission to be held during the next General Session in May 2012.
387. Dr Ghazi Yehia, OIE Regional Representative for the Middle East, thanked the secretariat of the conference for the excellent work carried out. He thanked all Delegates for their active participation and for the fruitful discussions on the agenda items, especially on the two Technical Items.
388. To conclude, Dr Yehia informed that, the Regional Representation and the Regional Commission will work together to apply the recommendations of the Conference.
389. Dr Monique Eloit thanked all participants and expressed her satisfaction regarding the work accomplished during the week. She reminded how it is important for the Bureau of the Commission to meet regularly to see the progress on the different activities of the region.
390. She expressed the gratitude of the OIE to the Host Country for all the activities organised and the warm welcomed offered to participants.
391. Dr Monique Eloit concluded by thanking everyone who had contributed to the success of the Conference and declared the 11th Conference of the OIE Regional Commission for the Middle East officially closed at 11.30 a.m.







**Speech**  
**Dr. Nabih Ghaouch**  
**Director of Animal Resources and OIE Delegate of Lebanon**

Honourable Minister of Agriculture of Lebanon Dr Hussein Hajj Hassan,  
President of the OIE Dr Carlos Correa Messuti,  
Deputy Director General of the OIE Dr Monique Eloit,  
President of the OIE Regional Commission for the Middle East Dr Kassem Al Qahtani,

I have the pleasure to welcome you to the 11<sup>th</sup> conference of the OIE regional commission for the Middle East under the auspices and pressure of the minister of agriculture in Beirut – Lebanon, used to host the most important international conference.

I would first introduce you the our directorate of veterinary services and its activity

This directorate has a central bureau comprising a director and 4 departments allows:

Animal production and husbandry

Economical, processing and marketing department

Animal health department

Import/Export and quarantine department

Regional Veterinary Services:

Each province has a department comprising others an animal resource service, central technically depending on the veterinary directorate.

**Actual activity of the animal resources directorate:**

The main activities of this directorate are:

Vaccination campaigns FMD and brucellosis vaccines for cattle.

Vaccination campaigns of sheep and goats against FMD, brucellosis, PPR and sheep pox and goat pox.

Vaccination of pigs against FMD.

Vaccination of dogs against Rabies.

For poultry special attention is given to avian influenza (sanitary and preventive measures taken) ad of the poultry diseases.

Ongoing glanders screening program for equine.

**Collaboration with regional organic satires:**

The directorate of animal resources is collaborating with all involved international organizations, especially with the OIE, FAO. Thanks to OIE, over directorate couple mention a PVS/GAP analysis program. Updating veterinary legislation is being actually considered, discussed and developed by animal hoc group, knowing that we already performed most of what has been request and from us by the Gap Analysis Tool.

All these activity have been achieved in close collaboration with the OIE regional representation and Dr. Ghazi Yehia the regional representative who always offered his assistance and several services. We are really grateful for this assistance.

I wish to you all a nice stay in Lebanon, to enjoy its touristic city. I hope you reach the needed recommendations for the benefit of our region.

**Speech**  
**Dr Kassem Nasser Al-Qahtani**  
**President of the OIE Regional Commission for the Middle East,**  
**and OIE Delegate of Qatar**

His Excellency Mr. Hussein Haj Hassan, Minister of Agriculture of Lebanon

Dr Carlos Correa Messuti, President of the World Organization for Animal Health (OIE)

Dr Monique Eloit, OIE Deputy Director General

Dr Ghazi Yehia, OIE Regional Representative for the Middle East

Dr Nabih Ghaosh, Delegate of Lebanon to the OIE

OIE Delegates, Representatives of International and Regional Organizations

Distinguished Guests

Peace, God's Mercy and Blessings be upon you. I salute you all.

I would like to express my sincere gratitude and appreciation to the Lebanese government for its kind invitation to host the Regional Conference of the World Organization for Animal Health in the Middle East in its current session.

In the meantime, I would like to thank in particular His Excellency Mr. / Hussein Haj Hassan the Minister of Agriculture in Lebanon, under his patronage this Conference is held.

Dear Attendance

On behalf of the OIE Regional Commission for the Middle East, it is my pleasure to welcome you in the 11th Conference that held in the city of Beirut in the period from the 3rd to the 6th of October (2011). The major topics of this Conference comes under the core mandate of the World Organization for Animal Health "The improvement of animal health, veterinary public health and animal welfare world-wide", I would like to indicates that the preparation of strategic plans and the activation of the veterinary services programs are among the pivotal items that will be addressed in this conference.

Dear Attendance

Our previous experience confirmed that the joint cooperation among countries and between the relevant international organizations is the most appropriate and the best approach to control animal diseases in our region and prevent their spread. The epidemiologic pattern of many animal diseases, especially those of Trans-Boundaries nature, do not allow any country regardless of its potentials to combat or face alone these diseases.

In view of this concept, regional cooperation and international coordination is crucial and critical for the control and eradication of animal diseases.

This regional conference is a good opportunity to study and to follow up the developments related to the epidemiological situation of animal diseases in the Middle East region through the establishment of strategic plans to control these diseases. The outcomes of this conference will be reflected positively on public health as well as on animal health and welfare, in addition; it will support different programs and activities for the veterinary services in the Middle East countries. I am sure that through our meetings and fruitful discussions we will cover all the items addressed in this conference. I hope the success for all the activities of this important conference.

Finally,

I would like to confirm my sincere appreciation to His Excellency Mr. / Hussein Haj Hassan for hosting the 11th Regional Conference.

I would like also to thank the President of the OIE and the Director General of the OIE and all his staff members.

In the same time, I would like to extend my thanks to His Excellency Dr Ghazi Yehia, Director of OIE Regional Office and all his staff members and to the members of the Organizing Committee for their hospitality, hard work for preparation and organization for this conference.

May peace, God's mercy and blessings be upon you

Thank You

**Speech**  
**Dr. Carlos Correa Messuti**  
**President of the World Assembly of Delegates**

Honourable Minister of Agriculture of Lebanon, Dr Hussein Haj Hassan

President of the OIE Regional Commission for the Middle East, Dr Kassem AL Qahtani, Delegate of Qatar

OIE Regional Representative for the Middle East, Dr Ghazi Yehia

OIE Delegate for Lebanon, Dr Nabih Ghaouche

Director General of OIE, Dr Bernard Vallat

Authorities, Delegates, colleagues and friends,

It is for me a great pleasure, a privilege and a rich experience to be this week with you, in this historical city of Beirut, attending the 11th Conference of the OIE Regional Commission for the Middle East.

First of all, I would like to thank the government of Lebanon for hosting this Conference, acknowledging by this way the importance of this meeting for the Region.

As President of the OIE, my purpose to come to Beirut has been to achieve a better understanding of Member countries and regional needs and interests. I have also come to learn from you and enrich myself with your discussions, opinions and exchange of experiences.

Regional Commission meetings have an important role in our Organization and they provide an important platform for Members of a particular region in order to work towards joint solutions to their problems. It is of great importance that you work together acting jointly, so as to reach the solutions to the specific issues affecting your Region and particularly to achieve a major effectiveness in the coordinated fight and control against animal diseases.

The Agenda for this 11th Conference covers several relevant issues, remarkably two important technical items: "Preparation of veterinary strategic plan and cost and benefit analysis" and "Extension programs dedicated to the activities of the Veterinary Services". I hope that this Conference adopts the resolutions that will enable an adequate follow up and to give step forward in these matters.

The OIE has sponsored comparative studies on the cost of preventing animal diseases versus of controlling and eradication outbreaks, which have demonstrate that taking actions in "peace time" is always advantageous from a health and economic standpoint.

The National Veterinary Services are a key element for the OIE. We recognize them as an International Public Good and it is our plan to consolidate policies to provide due support to the good governance of the Veterinary Services in the world. The global and periodic use of the PVS tool is a top priority that I am supporting and promoting during my presidency. I strongly believe that it is essential to continue developing mechanisms for the evaluation of the Veterinary Services and to persist in the instrumentation of the next stage to the evaluation: the GAP analysis, follow up and veterinary legislation missions. In other words, we need to find solutions for the problems that the systems and the Services might present. This path shall provide the Veterinary Services the tools which are necessary to raise awareness of the national levels with political decision regarding their needs.

Nowadays, the countries are heavily reliant on one another. So, while some countries' efforts and achievements bring benefits to other countries, we must bear in mind that a single country's ineffectiveness or failure can also jeopardize the disease status of all the others.

We live in a time which is characterized by changing and dynamic demands. Both the globalization of economies and communications and other current phenomena, such as climate change, the on-going increase of world population and the growth of world trade, force the strengthening of the actions to be carried out in order to prevent and control the diseases as well as the actions destined to ensure food security, food safety, public health and animal welfare.

An extremely important issue is the current world economic crisis. These effects constrain the short and medium-term work of every international forum and institution, calling for budget restrictions and optimum use of scarce resources. I take this opportunity to emphasize the importance that I personally attribute to working in coordination with other international organizations. This is essential not only for optimizing the rational use of resources, as I mentioned before, but also for adopting the necessary exhaustive and holistic interdisciplinary approach for reducing risks of infectious diseases at the animal–human–ecosystems interface.

The “One Health” concept, coined and implemented by the OIE, WHO and FAO, is a clear and gratifying proof of this kind of coordination.

New animal diseases have been found to emerge or re-emerge on a regular basis, and more than two-thirds of these diseases pose a risk of transmission to humans. Furthermore, 60% of the infectious human diseases currently described are of animal origin.

The OIE encourages an interdisciplinary approach that encompasses the biological, medical and veterinary sciences and includes specialists in wildlife, ecology and many other disciplines, together with regulators and policy-makers. In addition, we must consider animal health risks among non-traditional areas, such as wildlife and working, competition and companion animals.

The OIE will continue to offer its Members the backing of its international reputation for declaring national disease freedom (countries or zones) in relation to the four traditional diseases, which in the future may be expanded to include other diseases affecting equids, poultry or swine.

With its current 178 member, the OIE is an Organization that has a numerous and varied membership. It is in this rich diversity and in the strong commitment of all its members to work together, that the value of the OIE lies. The high level of expertise that supports the work of the specialists and experts is not only a reason to be proud of but also a security for the international community. The countries count on their best technicians and scientists in the field of veterinary sciences, who are our “key group”. Other professionals of related disciplines that contribute to provide the OIE Standards with a modern interdisciplinary approach have been incorporated as well. We also need to develop closer relationship with the private sector related to animal production and animal products industry, so that they support our labor in a more involved way.

Finally, I would like to recognize the actions of de Director General Dr. Bernard Vallat whose strong leadership has given us a great opportunity to reach the goals of the OIE and who contributed with his team to achieve the successful organization of this Conference, in special the Regional Activities Department.

I would also like to mention the good job carried out by our Regional Representative for Middle East, Dr Ghazi Yehia, as well as the Members of the Bureaux of the Regional Commission, and the local authorities.

On behalf of the OIE, please allow me to repeat my deep gratitude to the Government of Lebanon for hosting this Conference. It is for sure that, beyond the task that awaits us, we will enjoy its warm hospitality and we will be able to make the most of this opportunity to get to know each other better and to strengthen both professional and friendship bonds.

I know we have all come here this week with great enthusiasm and high expectations, and I am confident that our work will be done with success.

Thank you very much for your attention.

**Speech by Dr Monique Eloit  
Deputy Director General of the World Organisation for Animal Health (OIE)**

Honourable Minister of Agriculture of Lebanon,  
President of the OIE,  
President of the OIE Regional Commission for the Middle East,  
Delegate of Lebanon,  
OIE Regional Representative for the Middle East,  
Bureau Members of the OIE Regional Commission for the Middle East,  
Delegates of Members of the OIE Regional Commission for the Middle East,  
Representatives of international and regional organisations,  
Distinguished guests,

On behalf of Dr Bernard Vallat, OIE Director General, and the Members of the World Organisation for Animal Health (OIE), I have a great pleasure to welcome you to Lebanon for the 11th Conference of the OIE Regional Commission for the Middle East.

I would like to express Dr Vallat's apologies for being unable to attend this Conference for reasons beyond his control. As OIE Deputy Director General, I am attending with great pleasure this important event on his behalf and will accompany you through this week of activities dedicated to the Regional Commission. Indeed, the OIE considers the Regional Conferences to be of outmost significance and value, and heralds them as the link with our 178 Member Countries. They testify the OIE's desire to bring together all of its members in order to tackle animal health issues globally and contribute to resolve all issues facing Veterinary Services worldwide.

Honourable Minister, I would also like to thank especially the Lebanese government for agreeing to host this Conference, and for the warm welcome we have received since we arrived in your country. In particular, I would like to express my gratitude to you, , and also to the Delegate of Lebanon to the OIE and his colleagues in the Veterinary Services and – of course - to our Regional Representative and his staff for their support in preparing this event.

As you know, Lebanon is the host of our Regional Representation for the Middle East. Thus, on behalf of the Member Countries of the region and broadly on behalf all the OIE Members,, I also want to express a special thank from the OIE to the government of Lebanon for the interest and permanent collaboration regarding OIE activities. I cannot more emphasize on the importance of the OIE to have a Representation in this region. As the mandate of the OIE is expanding, having a Regional representation helps the OIE to address animal health issues with their regional specificities.

Since its creation in 1924, the World Organisation for Animal Health (OIE) has been promoting international cooperation and coordination in the prevention and control of animal diseases worldwide. In the current context of globalisation, the core mandate of the organisation is “the improvement of animal health, veterinary public health and animal welfare world-wide”, because it is obvious that controlling the spread of animal diseases is best achieved by ensuring the health of animals wherever they are.



To better accomplish its mandate, the OIE has set up a five-year cycle of strategic planning covering all its activities. The OIE Fifth Strategic Plan adopted by all Members in May 2010 builds on the success of the previous plans and includes important new elements such the contribution of veterinary public health to food security and the application of the 'One Health' concept for reducing the risk of certain diseases at the animal–human interface. The OIE will also work on the relationship between animal production and the environment, including the contribution of climate and environmental changes to the occurrence and geographical spread of diseases, disease vectors and invasive species, as well as on the contribution of animal production practices to environmental and climate changes.

Under the Fifth Strategic Plan, the OIE will also work towards improving good governance of the Veterinary Services, to be achieved through the modernisation of legislation, meeting OIE international standards on the quality of Veterinary Services and the continuous strengthening of the capacities of Veterinary Services.

We must therefore continue to work together to put in place the objectives set out in the Strategic Plan because the Fifth OIE Strategic Plan is implemented for the benefit of its Members. The Plan represents a new challenge for all of us, but I am convinced that together we will succeed in carrying it out.

Successful implementation of the Fifth Strategic Plan and its objectives will depend on the commitment of OIE Member Countries in providing adequate resources to respond to the annual work programmes developed under the Plan, and voluntary contributions, including those channelled through the OIE Animal Health and Welfare Fund. In this framework, the support provided to our Regional Representation for the Middle East will also have a powerful impact on the development of OIE activities and the success of the Strategic Plan in the region. The Regional Representation needs your permanent support in order to provide regionally adapted services.

During the Conference we will have discussions on different topics of interest for the region. Two technical items will be presented, the technical item one (1) regarding the "Preparation of veterinary strategic plan and cost and benefits analysis" and the technical item two (2) related to "Extension programs dedicated to the activities of the Veterinary Services". Both items are of relevant importance, when it comes to the performance of the Veterinary Services.

Nowadays, challenges could be better faced by analysing the organizational and economic situations. Discussion on the Technical Item I will provide the opportunity to study the priorities regarding the allowance and use of the resources in national Veterinary Services in order to fulfil their obligations and expectations and their public goods contributions.

Improving prevention, early detection and response to animal diseases requires, of course, an approach based on strong veterinary, epidemiologic and human health science. The PVS Evaluation and GAP Analysis tools developed by the OIE provide a unified approach for using these tools in real-world settings. These tools also allow progress to be made in addressing organizational and resource-allocation problems faced by the Veterinary Services and especially Veterinary Authority. Veterinary Services of your region are all using the benefits linked to the use of those tools.

The technical item 2 proves that the lack of veterinary extension activities leaves animal holders without any scientific or technical assistance bringing them to rely on traditional methods with less possibility to improve their animal productivity and health status.

When considering the OIE definition of Veterinary Services as a broad entity, comprising not only the Veterinary Authority, but all the governmental and non-governmental players involved in the implementation of animal health and welfare standards and guidelines, it becomes really important for the Veterinary Authority, meaning the “official veterinary services”, to be aware and involved in all extension related activities in their field of expertise. The involvement of Veterinary Authority in extension activities related to their mandate should consequently be considered as a mean to support the implementation of Veterinary Services policies and thus help the countries to comply with international standards.

Thanks the participation of Dr Thiermann President of the terrestrial animal Health Code Commission, another item to be discuss this week refers to the implementation of OIE international standards and highlights the importance that Members know the OIE standard setting process more in detail in order to improve their participation when sending comments, to proposed changes to existing standards or new standards, during the course of the year. The only way that standardisation can respond to the necessities of both developed and developing countries depends on the actives participation of those in the standard setting process by sending comments on due time.

A concept note on animal welfare strategy for the Middle East will also be presented during the week. Such note seeks to improve the regional approach and commitment to ensure high standards of animal welfare in the region by promoting efficient communication, training and funding of activities in the field of animal welfare. Interesting presentation and discussions will also be proposed regarding the involvement of religion in the vision and legislation of countries regarding Animal Welfare.

Dear Delegates,

The OIE Global Programme for strengthening Veterinary Services, based on the OIE-PVS Tool for the evaluation of performance of Veterinary Services, has advanced significantly and has now passed the symbolic number of 100 OIE Members involved in the process.

The second component of the PVS Pathway, the PVS Gap Analysis is designed to identify and estimate the costs of priority investments, required to achieve compliance with OIE international standards on the quality of Veterinary Services in the framework of your national priorities.

Within this PVS Pathway, the OIE has also undertaken to support Members in modernising their veterinary legislation, as the basis for the good governance of Veterinary Services.

Also, the OIE has established a continuous information and training programme for new OIE Delegates, as well as for their nominees as national focal points for animal diseases notification, wildlife, aquatic animals, food safety, veterinary products, animal welfare and recently communication. This programme is being implemented successfully in all regions in collaboration with all the OIE Regional and Sub-Regional Representations, under the coordination of OIE Headquarters. Several of you or your staff already attended such seminars.

At another level, the year 2011 is the year of celebration for the Veterinary community; it is not only the celebration of the 250th anniversary of the creation of the veterinary profession, but also the year of the celebration of the victory of veterinarians against Rinderpest.

We have to be proud that the veterinary profession has been playing such a key role in the society and we have to make sure to ensure the continuity for the future. Fulfilling this role requires that veterinarians be highly competent and that they respect ethical rules and practices. The principles for professional conduct are the subject of international standards published in the OIE Terrestrial and Aquatic Animal Health Codes, with consensual adoption by all OIE Members. They also include the key role of Veterinary Statutory Bodies for those objectives.

Unfortunately, the quality of veterinary education is not optimal in many countries of the world. Veterinary education needs thus to be strengthened globally and to do so, the OIE is working on the development of the minimum competencies needed by veterinary graduates to support effective delivery of both public and private components of national Veterinary Services, which should comply with the needs of the society as well as the OIE standards for quality as published in the Terrestrial and Aquatic Animal Health Codes.

The OIE is organising numerous Global Conferences throughout the world aiming at beneficiating the international community in the approach of governments and potential donors for funding appropriate health programmes. These conferences demonstrate the effectiveness of the cooperation between the World Bank, WHO, FAO, OIE, UNICEF, UNSIC and other partners and let countries to be aware of OIE strategies and programmes focused on the improvement of the good governance, animal health, veterinary public health and animal welfare world-wide.

I am pleased to announce you that a Joint FAO /OIE Global Conference on FMD Control is being organised in Bangkok, Thailand from 27 to 29 June 2012. You are all invited to attend.

To conclude, I would like emphasize that, together, we will be more efficient to achieve our ambition and to live up to expectations of populations.

The OIE and OIE Regional Representations need your support and I'm sure that the OIE can rely on you.

Thanks for your participation

I wish you all a successful Conference, Thank you for your kind attention.

Dr Monique Eloit  
OIE Deputy Director General

## **Welcome speech of His Excellency the Minister of Agriculture**

Dr Carlos Messuti, President of the OIE,

Dr Monique Eloit Deputy Director General,

Dr Kassem Al Qahtani, President of the OIE Regional Commission for the Middle East

Distinguished guests and participants,

Ladies and Gentlemen,

I have the pleasure to welcome you to the opening of your 11th regional conference in Beirut, the city feeling always honored to receive brothers and friends.

Actually we consider such a conference most important in view of the role played by the OIE in fighting against infectious animal diseases through harmonizing efforts and strengthening collaboration between member countries in order to face the threat of these diseases.

Furthermore the OIE has the very important role of setting up regulations and norms relevant to animal diseases, and providing epidemiological information representing the strategic basis for defining the disease control policies at the national, regional and international levels.

The animal resources become increasingly more important as substantial source of food, so that the international community has the common objective of developing livestock and livestock production. Now day's new food resources are most needed with the best rational investments in this sector.

The infectious animal diseases are the main source of risks threatening the development of livestock husbandry and production.

Due to the numerous zoonoses and the huge economic losses caused by their spread are and the negative impact on the public health.

Widespread of animal diseases means a high cost of treatment and big loss of production which constitute a barrier to the implementation of our national development plans.

Ladies and Gentlemen,

The animal resources contribute largely to our national economy in Lebanon. It provides society with food and a part of production for export. Keeping livestock is a current occupation for a larger part of the population.

Accordingly, the Lebanese Government consider the animal breeding as a priority and includes in its development schemes plans for increasing the animal population, improve animal production and measures of protection through animal health care provided by the veterinary services inside the Ministry of agriculture with its wide network of Veterinarians, Engineers and Technicians.

This Ministry provides free laboratory diagnostic services, implements disease preventive diagnosis sets-up and implements plans and policies for disease control. Regulations for more protection of livestock are regularly updated.

We highly appreciate the crucial role of the OIE and we follow with great satisfaction the expansions of the OIE activities during the last years. We totally support this Organisation in its action aiming at harmonizing the international efforts in improving animal health worldwide, food safety and animal welfare and we equally support OIE in setting standards, technical measures, diagnostic tests and evaluation of vaccines quality. When adopted by Member Countries, such measures lead to collaboration and programs harmonization in the context of animal disease control which may end in establishing of an international strategy for disease control and eradication.

We consider the Middle East region as one epidemiological unit. We actually signed many bilateral cooperation agreements with neighbouring and regional countries in order to harmonize our efforts, exchange expertise and capacities helping in facing the animal disease treat.

We must notice that despite the sincere will expressed by regional countries to control animal diseases, many gaps and weaknesses still exist as well as lack of capacities varying with countries but leading most of time to decrease of control programs at the regional level.

We are very keen to recognize the support of the OIE in implementing the PVS mechanism, its gaps analysis and the legislation mission in Lebanon and several countries of the Middle East so to improve the capacity of the Veterinary Services in the region.

Ladies and Gentlemen,

This conference is very promising and we are most confident that you all join efforts for collaboration and coordination. Be sure that we will provide you with all capacities to implement the recommendations you will reach at the end of your conference.

We wish you all success and nice stay in Lebanon.

## List of Participants

### MEMBERS

---

#### BAHRAIN

Dr Salman A. Nabi Alkuzaei  
*OIE Delegate*  
Asst. Undersecretary for Agriculture Affairs  
Ministry of Agriculture and Municipal  
Affairs  
P.O. box: 251  
Manama  
Tel.: +973 17 796 685 / 17 695 734  
Fax: +973 17 695734  
E-mail: [Drsalman@agr.gov.bh](mailto:Drsalman@agr.gov.bh)

Dr Munther Al Reefai  
Director of Veterinary Department  
Ministry of Agriculture  
P.O. Box: Amman – Jordan 9099/11181  
Livestock Sector Jawa  
Amman  
Tel.: +962 79 90 320 / 777 610 018  
Fax: +962 6 412 0691  
E-mail: [monther.r@moa.gov.jo](mailto:monther.r@moa.gov.jo);  
[malreefai@yahoo.co](mailto:malreefai@yahoo.co)

#### CYPRUS

Dr Alexandros Koni  
Senior Veterinary Officer  
Veterinary Services  
Ministry of Agriculture  
1417 Nicosia  
Tel.: +357 99 598 394  
E-mail: [akonis@vs.moa.gov.cy](mailto:akonis@vs.moa.gov.cy)  
[director@vs.moa.gov.cy](mailto:director@vs.moa.gov.cy)

#### KUWAIT

Mrs Nabilah Al Khalil  
*OIE Delegate*  
Deputy Director General  
Animal Wealth Department  
Public Authority of Agriculture Affairs &  
Fish Resources  
P.O.Box 21422  
Safat 13075 kuwait  
Tel.: +965 222 53 999 / 222 53 955  
Fax: +965 222 53 933  
E-mail: [animals@paaf.gov.kw](mailto:animals@paaf.gov.kw)

#### IRAQ

Dr Salah Abbas  
*OIE Delegate*  
Director General  
Ministry of Agriculture  
Al Wazira  
Baghdad  
Tel.: +964 770 443 9799  
E-mail: [iraq\\_vet2010@moagr.org](mailto:iraq_vet2010@moagr.org)  
[sa\\_fad55@yahoo.com](mailto:sa_fad55@yahoo.com)

Dr Abdulrahman Al Kandari  
Head of Poultry Section  
Animal Health Department  
Public Authority of Agriculture Affairs &  
Fish Resources  
P.o.box.21422  
Safat 13075  
Tel.: +965 665 650 69  
E-mail: [animals@paaf.gov.kw](mailto:animals@paaf.gov.kw)  
[alkanderi00@hotmail.com](mailto:alkanderi00@hotmail.com)

#### JORDAN

Dr Nasser Eddin Hawamdeh  
*OIE Delegate*  
Minister's Advisor for Animal Wealth  
Ministry of Agriculture  
Amman  
Tel.: +962 79 90 59 490  
E-mail: [nasser.hawamdeh@yahoo.com](mailto:nasser.hawamdeh@yahoo.com)  
[majo17@orange.jo](mailto:majo17@orange.jo)

#### LEBANON

Dr Nabih Ghaouche  
*OIE Delegate*  
Animal Resources Director  
Ministry of Agriculture  
Bir Hassan  
Beirut  
Tel.: +961 1 84 84 45  
Fax: +961 1 84 84 45  
E-mail: [nghaouche@hotmail.com](mailto:nghaouche@hotmail.com)

## **OMAN**

Dr Ali Abdullah Alsahmi  
*OIE Delegate*  
Asistant DG for Animal Wealth  
Ministry of Agriculture and Fisheries  
P.O box :467  
Postal code: 100 muscat  
Oman  
Tel.: +968 2 469 391  
E-mail: [alsahmyali@hotmail.com](mailto:alsahmyali@hotmail.com)

Dr Aqil Said Al Balushi  
Head Section of Animal Production and  
Extantion  
Ministry of Agriculture and Fisheries  
Muscat  
Tel.: +968 99 854 338  
E-mail: [aqeelalbulshi@gmail.com](mailto:aqeelalbulshi@gmail.com)

## **QATAR**

Dr Kassem Al-Qahtani  
*OIE Delegate*  
President  
OIE Regional Commission for the Middle  
East  
Director of Animal Resources  
Ministry of Environment  
Doha  
Tel.: +974 45 60 400  
Fax: +974 46 63 163  
E-mail: [k-qahtani@hotmail.com](mailto:k-qahtani@hotmail.com)

Dr Farhoud Al-Hajri  
Head of Animal Production Section  
Ministry of Environment  
Doha  
P.o.box:23211  
Tel.: +974 66 676 699  
E-mail: [buhadi143@hotmail.com](mailto:buhadi143@hotmail.com)

## **SAUDI ARABIA**

Dr Abdul Ghaniy Al-Fadhil  
*OIE Delegate*  
General Director  
Ministry of Agriculture,  
11195 King Abdulaziz Road, Riyadh  
Tel.: +966 1 4044 292  
E-mail: [alfadhlg@hotmail.com](mailto:alfadhlg@hotmail.com)

Dr Abdulaziz Alfayez  
Veterinarian  
Ministry of Agriculture  
11195 King Abdulaziz Road, Riyadh  
Tel.: +966 50 548 366  
E-mail: [alfayezd@hotmail.com](mailto:alfayezd@hotmail.com)

## **SOMALIA**

Dr Habiba Sheikh Hassan Hamud  
*OIE Delegate*  
Director of Veterinary Services  
Ministry of Agriculture  
8403 00100 nairobi  
Kenya  
Tel.: +252 61 5178 424 / 72 2878 678  
E-mail: [habibahamud@yahoo.com](mailto:habibahamud@yahoo.com)

## **SUDAN**

Dr Mohammed Abdel Razig Abdel Aziz  
*OIE Delegate*  
Undersecretary, CVO  
Ministry of Animal Resources and Fisheries  
P.O. Box 293 Khartoum  
Tel.: +249 91 2305 573  
E-mail: [marazig@hotmail.com](mailto:marazig@hotmail.com)  
[pacesud@yahoo.com](mailto:pacesud@yahoo.com)

Dr Khidir Mohammed El Faki  
Director General of Animal Health and  
Epizootic Diseases Control  
Ministry of Animal Resources and Fisheries  
P.O. Box 293 Khartoum  
Tel.: +249 123 033 652  
E-mail: [khidirfaki59@hotmail.com](mailto:khidirfaki59@hotmail.com)  
[pacesud@yahoo.com](mailto:pacesud@yahoo.com)

Dr Ahmed Hussien Abdel Rahman  
Director General  
Animal Resources Research Cooperation  
Veterinary Research Institute Ministry of  
Animal Resources and Fisheries  
P.o. Box 293  
Khartoum  
Tel.: +249 922 515 792  
E-mail: [ahmedrahman2001@yahoo.co.uk](mailto:ahmedrahman2001@yahoo.co.uk)  
[pacesud@yahoo.com](mailto:pacesud@yahoo.com)

## **SYRIA**

Dr Bashar Al Asaad  
Second Secretary  
Syrian Embassy  
Lebanon  
Tel.: +961 1 736 145 / 70 606 167  
Fax: +961 1 735 610  
E-mail: [basharassaad@yahoo.com](mailto:basharassaad@yahoo.com)

---

## **INTERNATIONAL AND REGIONAL ORGANISATIONS**

---

### **European Commission (EC)**

Dr Etienne Bonbon  
Veterinary officer  
European Commission  
DG SANCO - G2 - 03/88  
Froissart 101  
1049 Brussels  
BELGIUM  
Tel.: +32 (0)2 298 5845  
E-mail: [etienne.bonbon@ec.europa.eu](mailto:etienne.bonbon@ec.europa.eu)

### **Food and Agriculture Organization of the United Nations (FAO)**

Dr Ahmed El Idrissi  
Animal Health Officer  
Food and Agriculture Organisation of the United Nations  
Viale Delle Terme Di Caracalla,  
00153 rome  
ITALY  
E-mail: [ahmed.elidrissi@fao.org](mailto:ahmed.elidrissi@fao.org)

Dr Markos Tibbo Dambi  
Livestock Officer (SNO) &  
O-I-C Animal Production and Health Officer (RNE)  
Food and Agriculture Organisation of the United Nations  
Regional Office for the Near East (RNE)  
11 Al Eslah Eel Zerai St.  
P.O box 2223,  
Dokki, Cairo  
EGYPT  
Tel.: +20 10 1782 503  
E-mail: [markos.tibbo@fao.org](mailto:markos.tibbo@fao.org)  
[tibbo\\_m@yahoo.com](mailto:tibbo_m@yahoo.com)

### **World Society for the Protection of Animals (WSPA)**

Dr David Wilkins  
Chief Veterinary Advisor  
C/o wspa 222, Grays Inn Road London  
Wc1x 8hb uk  
UNITED KINGDOM  
Tel.: +44 (0) 12 43 58 50 11  
E-mail: [wilkinsvet@btinternet.com](mailto:wilkinsvet@btinternet.com)

---

## **SPEAKERS OF TECHNICAL ITEMS I AND II**

---

Dr Marcos Guillermo Gallacher  
Professor of Economics Universidad Del Cema  
Avda Cordoba 374 1054 -  
Capital Federal  
ARGENTINA  
Tel.: +541 6314 3000  
E-mail: [gmg@cema.edu.ar](mailto:gmg@cema.edu.ar)

Dr Georges Khoury  
International Consultant  
2 Baladieh street  
Damascus  
SYRIA  
Tel.: +963 94 448 2971  
Fax: +963 11 563 6234  
E-mail: [khoury-g@scs-net.org](mailto:khoury-g@scs-net.org)



## OTHER SPEAKERS

---

Prof Hassan Aidaros  
Prof of Hygiene and Preventive Medicine  
Animal Health Expert  
5, mossadak st.  
Cairo  
EGYPT  
Tel.: +20 12 2185 166  
E-mail: [haidaros@aol.com](mailto:haidaros@aol.com)  
[h.aidaros@oie.int](mailto:h.aidaros@oie.int)

Prof Lotfi El Bahri  
2 avenue de l'amphitheatre carthage  
2016  
TUNISIA  
Tel.: +216 98 960 569 /+216 733 443  
E-mail: [lotfielbahri@yahoo.fr](mailto:lotfielbahri@yahoo.fr)  
[bahri.lb@planet.tn](mailto:bahri.lb@planet.tn)

Dr Jean–Paul Girot  
C.E.O  
Live Stock Risk Management Services  
P.O.box : 29440  
DUBAI  
Tel.: +971 4 323 8071/ 50 469 6905  
Fax: +971 4 323 8072  
E-mail: [jpgirot@aol.com](mailto:jpgirot@aol.com)

## OBSERVERS

---

Dr Faissal Abed El Dayem  
G.M. Jordan Bio-Industries Center (Jovac)  
JORDAN  
Tel.: +962 6 523 2746 / 79 6158 986  
Fax: +962 6 5232 210  
E-mail: [faisal@jobaccnter.com](mailto:faisal@jobaccnter.com)

Dr Ravi Kant Sharma  
Indbatt, Sector East  
UNIFIL  
INDIA  
Tel.: +961 1 926 699 – ext: 8885  
E-mail: [rks6910@yahoo.com](mailto:rks6910@yahoo.com)

Dr Ahmad Al Majali  
Dean, Faculty of Vet. Med  
University of Science and Technology  
JORDAN  
Tel.: +962 79 5885 2310  
Fax: +962 2 720 1081  
E-mail: [almajali@just.edu.jo](mailto:almajali@just.edu.jo)

Mr Jason Mier  
Excutive Director Animals  
Animals Lebanon  
LEBANON  
Tel.: +961 3 026 596 / 70 223 808  
E-mail: [contact@animalslebanon.org](mailto:contact@animalslebanon.org)

Dr Xavier Pacholek  
Conseiller regional pour les affaires agricoles  
(Porche et Moyen Orient)  
Ambassade de France au Liban  
LIBAN  
Tel.: +961 1 420 150 / 169 / 71 760 703  
Fax: +961 1 420 157  
Email: [Xavier.pacholek@dgtresor.gouv.fr](mailto:Xavier.pacholek@dgtresor.gouv.fr)

Ms Maya El Skaff  
Administrator, Syrian Embassy  
Makdissi str – Hamra  
LEBANON  
Tel.: +996 1 736145 / 70 213216  
Fax: +996 1 735610  
E-mail: [mayaskaff@hotmail.com](mailto:mayaskaff@hotmail.com)

Ms Doris Schwalm  
UNIFIL  
LEBANON  
Tel.: +961 70 807 782  
E-mail: [schwalm@un.org](mailto:schwalm@un.org)

Ms Rima Barakat  
Beta Member  
Hazmiyeh, Mar Takla  
LEBANON  
Tel.: +996 3 951 767  
E-mail: [rima\\_barakat@hotmail.com](mailto:rima_barakat@hotmail.com)  
Eng. George Phrem  
Department of Animal Nutrition  
Animal Resource Directorate  
Ministry of Agriculture  
LEBANON  
E-mail: [gfreim@agriculture.gov.lb](mailto:gfreim@agriculture.gov.lb)

Dr Jean Hokayem  
Animal Resource Directorate  
Ministry of Agriculture  
LEBANON  
Tel.: +961 3 214 080 / 9 831190  
Fax: +961 1 848445  
E-mail: [drhokayem@hotmail.com](mailto:drhokayem@hotmail.com)

Dr Bassel AL Bazzal  
Head of Animal Health Service  
Animal Resource Directorate  
Ministry of Agriculture  
LEBANON  
Tel: +961 70 22 26 87  
E-mail: [albazzal@hotmail.com](mailto:albazzal@hotmail.com)

Mr Mohammad Hneino  
Researcher – LARI  
LEBANON  
Tel.: +961 5 464 257 / 71 237 413  
E-mail: [mhneino@hotmail.com](mailto:mhneino@hotmail.com)

Dr Ali Saade  
Ministry Of Agriculture  
LEBANON  
Tel.: +961 70 718 740  
E-mail: [dr-alisaade@yahoo.com](mailto:dr-alisaade@yahoo.com)

Mr Irfan Abdul Razak Allana  
Chairman  
Allana Sons LTD  
P.O. Box 4115  
IFFCO  
Inside Port Khalid - Sharjah  
UNITED ARAB EMIRATES  
Tel.: +971 6 5029 300  
E-mail: [iallana@iffco.com](mailto:iallana@iffco.com)

Mr Adil Allana  
Allana Sons LTD  
INDIA  
Tel.: +919 820 533 666  
E-mail: [adil@allana.com](mailto:adil@allana.com)

Mr David Elliott  
Bio-Engagement Program Manager  
UK  
Tel.: +44 1 9806 14702 / 79 2070 1593  
Fax: +44 1 9806 13311  
E-mail: [delliott@dsh.gov.uk](mailto:delliott@dsh.gov.uk)

Dr Baniameraia Ali  
Managing Director  
App. No.5  
No.5 Baharlou Alley Shekarabi  
St. Kadouei ave. Shariati ave.  
Tehran  
IRAN  
Tel.: +98 912 283 6784  
E-mail: [ali.bani@gmail.com](mailto:ali.bani@gmail.com)  
[higherken@gmail.com](mailto:higherken@gmail.com)

---

## WORLD ORGANISATION FOR ANIMAL HEALTH (OIE)

---

### HEADQUARTERS

Dr Carlos Correa Messuti  
President of the World Assembly of  
Delegates  
Ministerio de Ganadería  
Agricultura y Pesca  
Constituyente 1476  
Montevideo  
URUGUAY  
Tel: 598-24126358  
Fax: 598-24126331  
E-mail: [ccorrem@multi.com.uy](mailto:ccorrem@multi.com.uy)

Dr Monique Eloit  
Deputy Director General  
World Organisation for Animal Health (OIE)  
12 rue de Prony  
75017 Paris  
FRANCE  
Tel.: +33 1 44 15 18 88  
Fax: +33 1 42 67 09 87  
E-mail: [oie@oie.int](mailto:oie@oie.int)

Dr Alejandro Thiermann  
Technical Advisor  
President of the Terrestrial Animal  
Health Code Commission  
E-mail: [a.thiermann@oie.int](mailto:a.thiermann@oie.int)

Dr Francois Caya  
Head of the Regional Activities Department  
E-mail: [f.caya@oie.int](mailto:f.caya@oie.int)

Ms Nathaly Monsalve  
Conference Coordinator  
Regional Activities Department  
E-mail: [n.monsalve@oie.int](mailto:n.monsalve@oie.int)

Dr Paula Caceres  
Epidemiologist  
Animal Health Information Department  
E-mail: [p.caceres@oie.int](mailto:p.caceres@oie.int)

**OIE Regional Representation for the Middle East**

Dr Ghazi Yehia  
Regional Representative  
Old Road of Saida  
Kfarchima  
LEBANON  
Tel.: +961 5 43 03 38  
Fax: +961 5 435 508  
E-mail: [g.yehia@oie.int](mailto:g.yehia@oie.int)

Ms Rita Rizk  
Secretary  
E-mail: [r.rizk@oie.int](mailto:r.rizk@oie.int)

Mr Hani Imam  
Technical Assistant  
E-mail: [h.imam@oie.int](mailto:h.imam@oie.int)

Mr Khodr Rjeili  
Assistant

Mr Mahmoud Al Ghadaf  
Assistant

Mr Toni Atallah  
Assistant

**OIE Sub-Regional Representation for North Africa**

Dr Faouzi Kechrid  
Sub-Regional Representative for North Africa  
17 Avenue d'Afrique-El Menzah V  
2091 Tunis  
TUNISIA  
Tel. : +216 71 237 400  
Fax : +216 71 237 182  
E-mail: [f.kechrid@oie.int](mailto:f.kechrid@oie.int)

Dr Petrini Antonio  
Programme officer  
17 Avenue d'Afrique-El Menzah V  
2091 Tunis  
TUNISIA  
Tel.: +216 71 237 400  
E-mail: [a.petrini@oie.int](mailto:a.petrini@oie.int)

---

**LOCAL ORGANISERS**

---

Dr Ali El Romeh  
Animal Health and Laboratory Diagnosis  
Department  
Animal Resource Directorate  
Ministry of Agriculture  
LEBANON  
Tel: +961 1 84 96 25/ +961 3 06 33 97  
E-mail: [aelromeh@agriculture.gov.lb](mailto:aelromeh@agriculture.gov.lb)

Ms Abeer Sirawan  
Head of the Poultry Husbandry Department  
Animal Resource Directorate  
Ministry of Agriculture  
LEBANON  
Tel: +961 1 3 60 39 17  
E-mail: [abeersirawan@hotmail.com](mailto:abeersirawan@hotmail.com)

Dr Ghazi Al Hakim  
Poultry Husbandry Department  
Animal Resource Directorate  
Ministry of Agriculture  
LEBANON  
Tel: +961 3 34 12 78  
E-mail: [Drghazihakim@yahoo.com](mailto:Drghazihakim@yahoo.com)

Dr Michel Salameh  
Head of Animal Reproduction and Equine  
Husbandry Section  
Animal Resource Directorate  
Ministry of Agriculture  
LEBANON  
Tel: +961 3 41 40 70  
E-mail: [michelsalame9@hotmail.com](mailto:michelsalame9@hotmail.com)

Dr Elias Ibrahim  
Head of Export, Import Department  
Animal Resource Directorate  
Ministry of Agriculture  
LEBANON  
Tel: +961 1 849 600 – 610 /210  
E-mail: [eibrahim@agriculture.gov.lb](mailto:eibrahim@agriculture.gov.lb)

Dr Sirius El-Hajj Ahmad  
Animal Resource Directorate  
Ministry of Agriculture  
LEBANON  
Tel: +961 71 54 31 92  
E-mail: [hajisirius@hotmail.com](mailto:hajisirius@hotmail.com)

Dr Irena Mortada  
Poultry Husbandry Department  
Animal Resource Directorate  
Ministry of Agriculture  
LEBANON  
Tel: +961 3 75 48 19  
E-mail: [irena\\_mortada@hotmail.com](mailto:irena_mortada@hotmail.com)

Salma Mezher  
Animal Resource Directorate  
Ministry of Agriculture  
LEBANON  
Tel: +961 71 25 17 20  
E-mail: [salmamezher@hotmail.com](mailto:salmamezher@hotmail.com)

Rabih Al Aawar  
Animal Resource Directorate  
Ministry of Agriculture  
LEBANON  
Tel: +996 71 18 52 55

### **Agenda**

1. Update on the OIE vision
2. Activities of the OIE Regional Commission and the OIE Regional Representation for the Middle East
3. Technical Item I: "Preparation of veterinary strategic plan and cost and benefits analysis"
4. Implementation of OIE international standards for terrestrial and aquatic animals as defined in the OIE Codes, Manuals and Guidelines
5. Case Study – Glanders in the Middle East
6. Animal Welfare Strategy in the Middle East
7. Technical Item II: "Extension programs dedicated to the activities of the Veterinary Services"
8. Animal health situation of Member Countries during the first semester of 2011
9. Case Study: The use of veterinary drugs for bees diseases and its effect on honey production
10. Update on the activities of the OIE Twinning process in the Middle East
11. Veterinary legislation implementation in the Middle East
12. Presentations by international and regional organisations
13. Other matters:
  - Vet 2011 special session
  - Date, venue and agenda items for the 12th Conference of the OIE Regional Commission for the Middle East

### Timetable

---

#### Sunday 02 October 2011

---

4:30 pm Registration and distribution of documents

---

#### Monday 03 October 2011

---

8:30 am Registration and distribution of documents (Cont.)

9:00 am Opening Ceremony:

- Dr Nabih Ghaouche, OIE Delegate for Lebanon;
- Dr Kassem AL Qahtani, Delegate of Qatar and President of the OIE Regional Commission for the Middle East;
- Dr Carlos Correa Messutti, President of the World Assembly of Delegates;
- Dr Bernard Vallat, OIE Director General;
- Dr Hussein Haj Hassan, Minister of Agriculture of Lebanon.

9:45 am Group photo

10:00 am Break

10:30 am - Election of the Conference Committee (Chairperson, Vice-Chairperson and Rapporteur General)  
- Election of Session Chairpersons and Rapporteurs for technical items and animal health situation  
- Adoption of the Agenda and Timetable

11:00 am Update on the OIE vision (Dr Bernard Vallat, OIE Director General)

12:00 pm Activities of the OIE Regional Commission and the OIE Regional Representation for the Middle East (Dr Kassem AL Qahtani, Delegate of Qatar and President of the OIE Regional Commission for the Middle East and Dr Ghazi Yehia, OIE Regional Representative for the Middle East)

12:30 pm Lunch

2:00 pm Technical Item I: "Preparation of veterinary strategic plan and cost and benefits analysis" (Dr Marcos Gallacher, Professor of Business Economics, CEMA University, Argentina)

3:00 pm Break  
(Preparation of recommendation for Item I by designated group)

3:30 pm Implementation of OIE international standards for terrestrial and aquatic animals as defined in the OIE Codes, Manuals and Guidelines (Dr Alejandro Thiermann, President of the Terrestrial Animal Health Code Commission)

4:30 pm Case Study – Glanders in the Middle East (Dr Jean Paul Giro, Chairman, Livestock Risk Management Services, UAE and Dr Ghazi Yehia, OIE Regional Representative for the Middle East)

5:00 pm Animal Welfare Strategy in the Middle East  
Islam and Animal Welfare with special reference to Cruelty to Animals during Transport and Slaughter (Prof. Hassan Aidaros, Professor of Hygiene and Preventive Medicine, Faculty of Veterinary Medicine, Banha University)

- 6:00 pm End of session
- 7:00 pm Reception given by the OIE Al Mounir Restaurant - Broumana

---

**Tuesday 04 October 2011**

---

- 9:00 am Technical Item II: Extension programs dedicated to the activities of the Veterinary Services" (Dr George Khoury)
- 10:00 am Break  
(Preparation of recommendation for Item II by designated group)
- 10:30 am Animal health situation of Member Countries during the first semester of 2011 (Dr Paula Càceres, Animal Health Information Department)
- 11:30 pm Case Study: The use of veterinary drugs for bees diseases and its effect on honey production (Dr Lotfi Bahri, Pharmaco Analyst expert, National Veterinary School, Tunisia)
- 12:00 pm Lunch
- 2:00 pm Update on the activities of the OIE Twinning process in the Middle East (Dr François Caya, Head OIE Regional Activities Department)
- 2:30 pm Veterinary legislation implementation in the Middle East (Dr Ahmed El Idrissi, Animal Health Officer, FAO)
- 2:45 pm Presentations by international and regional organisations
- 3:30 pm Break
- 4:00 pm Date, venue and agenda items for the 12th Conference of the OIE Regional Commission for the Middle East
- 4:30 pm Discussions of Recommendations 1 and 2
- 7:00 pm Reception

---

**Wednesday 05 October 2011**

---

- 8:00 am Professional and guided cultural visit

---

**Thursday 06 November 2011**

---

- 9:00 am Vet 2011 special session (Dr Faouzi Kechrid, OIE Sub Regional Representative for North Africa)
- 10:30 am Break
- 11:00 am Adoption of the draft Final Report and Recommendations
- 12:00 am Closing Ceremony

**Recommendation on Technical Item 1  
Preparation of Veterinary Strategic Plan and Cost and Benefit Analysis**

CONSIDERING THAT:

1. Animal production, consumption and trade is expected to increase substantially in the next decades, in particular in less developed and in-transition economies;
2. Current demographic trends will result in continuing demand for high quality food, including protein of animal origin (milk, egg, meat, etc.);
3. Numerous parameters have to be taken into account in the cost and benefit analysis of animal health programmes;
4. The OIE PVS Evaluation and OIE PVS Gap Analysis are internationally recognised tools, the outcomes of which can be used in the development of Veterinary Services' strategic planning;
5. Veterinary Services face financial constraints that force them to be more efficient in the use of the resources allocated to them;
6. In the Middle East, there is a lack of relevant information and studies on animal health related cost and benefit analysis;
7. An increase in the resources allocated to the Veterinary Services and an improvement in the efficiency with which current resources are allocated are significant factors in the success of efforts aimed at improving animal and human health; and
8. There are social economic and environmental impacts related to animal diseases.

THE OIE REGIONAL COMMISSION FOR THE MIDDLE EAST  
RECOMMENDS THAT:

1. Continued efforts be made by the OIE, in collaboration with its Members, to analyse technical, organisational and economic aspects of the Veterinary Services by means of surveys relevant to the OIE PVS Pathway, especially OIE PVS Gap Analysis;
2. The OIE promote with relevant stakeholders and partners the development of a cost and benefit analysis approach adapted to the realities of the Veterinary Services, taking into consideration previous studies;
3. The OIE promote the creation of fora for Members to exchange information relating to the cost and burden of animal diseases;
4. The Veterinary Services include cost and benefit analyses in animal health decision-making processes through greater collaboration with economists;
5. In order to better use economic information as an incentive to value animal health, the Veterinary Services focus on the economic valuation of:
  - a. Impacts of animal diseases including zoonotic diseases;
  - b. Animal health and farm-level productivity;
  - c. "Catastrophe" scenarios: risk and costs associated;
  - d. Cost of surveillance in "peace time" compared to the cost of biological disasters.
6. The OIE, in collaboration with relevant partners, promote the organisation of regional cost and benefit seminars and workshops with the participation of professionals with complementary backgrounds.



**Recommendation on Technical Item 2**  
**Extension programmes dedicated to the activities of the Veterinary Services**

CONSIDERING THAT:

1. Extension activities must be clearly differentiated from the concept of strategic communication as defined in the OIE *Terrestrial Animal Health Code*;
2. Veterinary extension activities represent an important tool to assist the Veterinary Services in controlling animal diseases and improving animal health and veterinary public health (including food safety) and animal welfare;
3. Veterinary extension can have positive effects on the livelihood of animal holders, by helping them to improve the health status of their animals and reduce losses caused by animal diseases;
4. Zoonoses are still considered as a serious threat to public health in the Middle East Region and well-defined veterinary extension programmes could help to reduce this threat;
5. In most countries in the Middle East, veterinary extension programmes represent a small part of the overall agricultural extension work;
6. The role of the Veterinary Services in the establishment of veterinary extension programmes is not well defined;
7. There is a shortage of qualified veterinary extension workers due to the limited number of training centres and inadequate curricula for personnel in charge of veterinary extension;
8. Non-governmental organisations (NGOs) and the private sector play a limited role in the field of veterinary extension in the Middle East;
9. Inadequate veterinary extension programmes limit access to new technologies and practices that are very important for improving productivity and preventing animal diseases;
10. Traditional animal production methods still predominate in the Middle East Region, and well trained veterinary extension workers and well defined extension programmes are therefore needed to convince farmers of the advantages of adopting new technologies and practices;
11. Regional and international organisations are paying greater attention to veterinary extension and are beginning to include veterinary extension in their technical assistance projects;
12. There is a need to better use current knowledge regarding technologies and practices derived from research; and
13. Extension activities should be considered as a mean to support the implementation of Veterinary Services' policies and thus help countries to comply with international standards.

THE OIE REGIONAL COMMISSION FOR THE MIDDLE EAST  
RECOMMENDS THAT:

1. Extension programmes be considered beneficial to the activities of the Veterinary Services and be under their technical supervision;
2. Member Countries support the training of qualified and capable veterinary extension officers, for the public and private sector, by encouraging the establishment of extension training centres;
3. Member Countries' teaching and training institutions be encouraged to give more space in their curricula for veterinary extension, directed at farmers and other key players in the field of animal health and veterinary public health while taking into consideration the traditions and the cultural realities of the Region;
4. Veterinary Services encourage the establishment of coordination and cooperation mechanisms with research institutions, farmers associations, NGOs and the private sector in order to involve all the parties concerned in the design and implementation of extension programmes;
5. Member Countries be encouraged to establish regional cooperation in order to facilitate the development of veterinary extension activities through the exchange of information, programmes and training material;
6. The OIE encourage the relevant international and regional organisations to take into account the importance of appropriate extension activities in the implementation of international animal health standards;
7. The OIE promote, in collaboration with FAO and WHO, the importance of proper veterinary extension in raising awareness regarding zoonoses;
8. The OIE explore the feasibility of better assessing extension activities through the OIE PVS Evaluation tool; and
9. Any extension programme in the field of animal health, veterinary public health (including food safety) and animal welfare should take into account the standards and guidelines published by the OIE.

### **MOTION OF THANKS**

The President and the members of the OIE Regional Commission for the Middle East, the President of the World Assembly of Delegates, the Deputy Director General of the OIE, members of delegations, country representatives, representatives of international and regional organisations and observers, wish to express their gratitude to the Government of Lebanon, the Host Country of the 11th Conference of the OIE Regional Commission, held from 3 to 6 October 2011, for the warm welcome extended to the participants, the excellent organisation of the Conference and for all facilities made available to them during their stay in Beirut.